

### STUDENTS ARE OUR MISSION

**23,300**  
STUDENTS

**5,300**  
DEGREES AWARDED

**2,082**  
PATHWAY OREGON STUDENTS

**31%**  
RESIDENT STUDENTS RECEIVING THE FEDERAL PELL GRANT

### THE UO'S MISSION STATEMENT

The University of Oregon is a comprehensive Carnegie Tier 1 public research university committed to exceptional teaching, discovery, and service. We work at a human scale to generate big ideas. As a community of scholars, we help individuals question critically, think logically, reason effectively, communicate clearly, act creatively, and live ethically.

### UO HELPS OREGON'S WORKFORCE GROW

**\$2.6B**  
ECONOMIC FOOTPRINT

**32**  
ACTIVE STARTUP COMPANIES

**121,000**  
ALUMNI LIVING IN OREGON

## MIGHTY OREGON INITIATIVES



**Children's Behavioral Health:** Creating a new profession of prevention practitioners



**Environment:** Creating climate solutions for a just, sustainable, and livable future



**Global Studies and Languages:** Improving communications and collaboration across diverse cultures



**Accelerating Science:** Rapidly transforming discoveries into impact



**Sport and Wellness:** Optimizing human performance for better health and well-being



**Equity and Diversity:** Celebrating differences, removing barriers, fighting oppression



**Data Science:** Solving problems by making decisions easier, faster, and better



**Innovation:** Creating solutions and products while supporting small business and industry



**Student Success:** Preparing well-educated, career-ready and socially responsible leaders

## TOP DEGREES EARNED BY UO GRADUATES, 2022

### TOP 10 BACHELOR'S DEGREES

- Business Administration
- Psychology • Advertising
- General Social Science
- Human Physiology
- Political Science • Economics
- Public Relations • Journalism
- Sociology

### TOP 5 MASTER'S DEGREES

- Curriculum and Teaching
- Sports Product Management
- General Business
- Oregon Executive MBA
- Architecture

### TOP 5 DOCTORAL/TERMINAL DEGREES

- Law • Chemistry • Physics
- English • Computer and Information Science

## NUMBER OF DEGREES CONFERRED, 2022

Bachelor's	4,013
Master's	1,007
Doctoral	217
First Professional	139
Graduate Total	1,363

## NUMBER OF DEGREES CONFERRED BY OREGON'S SEVEN PUBLIC UNIVERSITIES, 2022

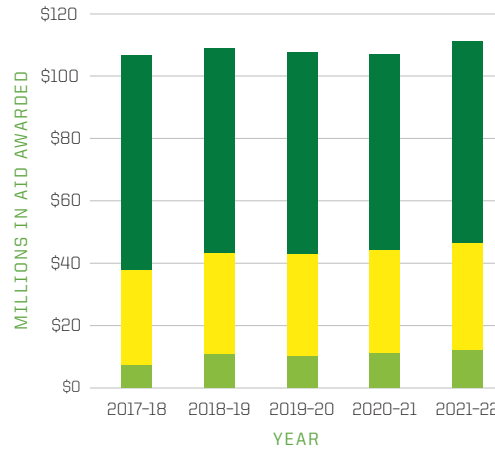
Bachelor's	17,137
Master's	4,228
Doctoral	613
First Professional	311
Graduate Total	5,152

## UO AS A PERCENTAGE OF TOTAL, 2022

Bachelor's	23.4%
Master's	23.8%
Doctoral	35.4%
First Professional	44.7%
Graduate Total	26.5%

Source: HECC Research and Data, SCARF, vrm 20221201

## FEDERAL, INSTITUTIONAL, AND STATE FINANCIAL AID SUPPORTS OREGONIANS AT THE UO



\$51 Million

\$173 Million

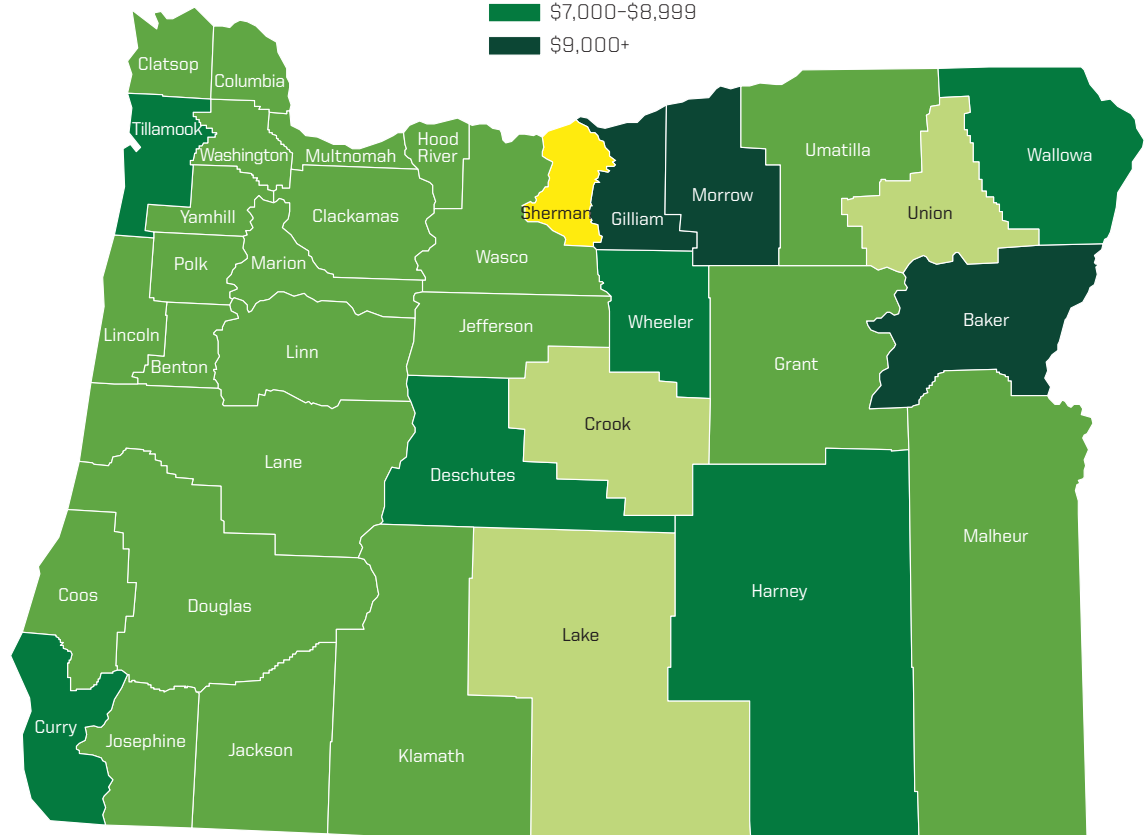
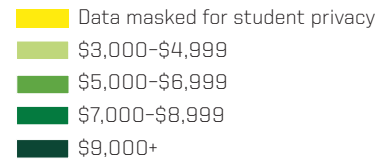
\$335 Million

Five-year aid totals (FISCAL YEARS 2018-22)



**9,186**  
Oregon students received **\$145 million** in student aid Academic Year 2021-22

## AVERAGE INSTITUTIONAL AID PER RECIPIENT BY COUNTY ACADEMIC YEAR 2021-22



# THE UNIVERSITY OF OREGON HAS AN IMPACT ON ALL 36 OREGON COUNTIES

	Student counts				Total Aid Awarded by County, Academic year 2021-22					Fiscal Year 2022
County	Student Enrollment Fall 2022	% Receiving Student Aid	Federal Pell Grant recipients 2021-22	Pathway-Oregon recipients 2021-22	UO Student Aid	Federal Pell Grant Aid	Total Federal Student Aid <sup>1</sup>	Total State Student Aid <sup>2</sup>	Total Student Aid	Alumni Count
Baker	8	@	@	@	@	@	@	@	@	162
Benton	214	63	31	21	\$872,065	\$ 154,252	\$1,188,145	\$94,157	\$2,154,367	2,324
Clackamas	1,182	71	263	176	3,894,322	1,295,343	6,312,317	916,695	11,123,334	11,274
Clatsop	68	76	36	28	325,426	163,801	486,405	120,840	932,671	764
Columbia	44	68	15	11	167,232	51,791	341,561	40,334	549,127	515
Coos	63	81	29	20	223,573	141,703	530,386	171,672	925,631	974
Crook	13	92	6	5	31,244	18,124	110,487	33,560	175,291	296
Curry	17	53	8	5	92,659	46,763	127,906	51,966	272,531	219
Deschutes	431	73	135	87	1,526,249	600,082	2,564,684	499,415	4,590,348	5,708
Douglas	106	85	63	25	444,565	279,161	1,158,033	343,045	1,945,643	1,923
Gilliam	1	@	@	@	@	@	@	@	@	20
Grant	3	@	@	@	@	@	@	@	@	70
Harney	5	@	@	@	@	@	@	@	@	69
Hood River	74	72	19	19	290,486	85,735	277,681	80,734	648,901	513
Jackson	351	85	163	116	1,613,320	740,552	3,114,904	648,122	5,376,346	3,134
Jefferson	15	93	10	6	144,715	47,900	135,964	49,573	330,252	267
Josephine	94	79	41	27	330,668	207,574	812,865	184,164	1,327,697	859
Klamath	84	85	46	33	346,312	227,166	777,912	220,110	1,344,334	628
Lake	3	@	@	@	@	@	@	@	@	77
Lane	2,636	67	1,000	425	6,613,243	4,528,603	21,903,091	3,199,897	31,716,231	40,386
Lincoln	39	77	20	13	176,448	83,663	362,992	72,656	612,096	873
Linn	126	75	47	35	421,077	220,308	980,059	144,724	1,545,860	1,494
Malheur	17	94	10	9	66,133	52,265	186,183	31,906	284,222	144
Marion	548	79	223	151	2,167,561	1,038,359	3,991,958	780,229	6,939,748	4,824
Morrow	7	@	@	@	@	@	@	@	@	71
Multnomah	2,270	72	605	436	7,808,896	3,046,028	13,768,626	2,288,570	23,866,092	22,897
Polk	111	77	39	15	386,699	193,042	749,527	167,131	1,303,357	1,356
Sherman	0	@	@	@	@	@	@	@	@	27
Tillamook	19	84	12	6	136,209	53,397	156,874	33,712	326,795	460
Umatilla	68	79	37	25	244,316	196,485	661,354	136,369	1,042,039	543
Union	15	93	7	4	33,737	39,365	128,723	21,672	184,132	245
Wallowa	7	@	@	@	@	@	@	@	@	116
Wasco	25	84	17	8	114,121	74,349	263,489	47,558	425,168	298
Washington	2,075	75	408	330	7,125,665	1,859,136	9,568,855	1,465,647	18,160,167	15,968
Wheeler	1	@	@	@	@	@	@	@	@	21
Yamhill	128	84	41	33	366,300	189,224	824,524	156,290	1,347,114	1,408
<b>Total</b>	<b>10,868</b>	<b>73%</b>	<b>3,346</b>	<b>2,082</b>	<b>\$36,133,294</b>	<b>\$15,715,456</b>	<b>\$71,692,684</b>	<b>\$12,069,381</b>	<b>\$119,895,359</b>	<b>120,927</b>

@ Because of the Family Educational Rights and Privacy Act (FERPA), financial aid data for counties with fewer than 10 students is masked. For counties with masked data, nearly all exceeded the state percentage in financial awards. <sup>1</sup> Includes federal loans. <sup>2</sup> Includes scholarships administered by the Oregon Office of Student Access and Completion. Numerical data source: UO Institutional Research

## PREPARING OREGON'S WORKFORCE

UO STUDENTS ARE  
CAREER-READY

82%

OF OUR RECENT GRADUATES ARE  
WORKING, GOING TO SCHOOL, OR  
DOING SOME TYPE OF INTENSIVE  
SERVICE (E.G., PEACE CORPS)

Among UO's top 10 peer institutions, only two universities report a higher percentage of recent graduates working or continuing their education.

Source: 2022 First Destinations Survey, Student Life Institutional Research

## OREGON STUDENTS NEED YOUR HELP

Oregon's public universities are 45th in the nation for state funding per student. We can do better—for students and for Oregon. Students need stable tuition. More financial aid. Safe, modern buildings. And a state that believes in them as much as they believe in themselves. When we invest in them, we invest in Oregon's future.

## EXAMPLES OF TODAY'S UO STUDENTS BECOMING TOMORROW'S WORKFORCE IN OREGON

**Placing Trained Scientists with Companies:** Established in 1998, each year 80–100 students in the *Knight Campus Graduate Internship Program* (KCGIP) pursue professional master's degrees in areas of semiconductors, optics, polymers, sensors, and genomics and are placed in paid internships at companies in Oregon and beyond. Ninety percent of internship program graduates are employed within their field in three months, and more than 30 partner companies in Oregon have benefitted from skilled scientists with real-world experience.

**Partnering with Community Colleges to Prepare Students for Careers in Industrial Research Fields:** A new National Science Foundation grant-funded program, *Oregon Pathways to Industrial Research Careers*, will support up to 64 Pell grant-eligible students as they move through community college and the UO to high-wage science and engineering careers. Students start at Lane, Umpqua, and Central Oregon CCs, transfer to UO to science degrees, and then pursue an industry-focused master's degree through the KCGIP.

**Creating Child Behavioral Health Professionals:** The *Ballmer Institute for Children's Behavioral Health*, located at the UO's new NE Portland campus, establishes a new national model for behavioral and mental health care by uniting the UO's top-ranked research programs, Oregon public schools and families,

and community support groups in the creation and delivery of intervention and treatment programs. Launching in fall 2023, the program will train bachelor's degree level professionals prepared to enter the workforce immediately upon graduation. Responding to the request for new tools for meeting the urgent behavioral health promotion needs of students, a graduate-level credential program for K-12 educators was launched in fall 2022 with more than 90 teachers enrolled from 15 school districts in Oregon and Washington.

**Training Tomorrow's Clinicians and Medical Professionals:** Based in the UO's highly-ranked College of Education, the *HEDCO Clinic* is a multi-disciplinary training clinic that in FY21 produced more than 100 student professionals while serving more than 800 community clients. Students are trained in an integrated healthcare center by faculty researchers and clinicians who have developed comprehensive, evidence-based services in the areas of autism, speech-language-hearing, and cognitive and language abilities after brain injury.

The UO also provides guidance and support to student pursuing advance degrees in the medical field through its Health Professions Program. The program provides academic advising, scholarships, MCAT prep, a pharmacy bridge program, scholarships, and more to students striving for careers as varied as medical technology, nursing, athletic training, physical therapy, and public health.



[gcr.uoregon.edu](https://gcr.uoregon.edu)

An equal-opportunity, affirmative-action institution committed to cultural diversity and compliance with the Americans with Disabilities Act. This publication will be made available in accessible formats upon request. Numerical data source: UO Institutional Research. Scholarships source: UO International Research, Student Services and Enrollment Management Research ©2023 University of Oregon