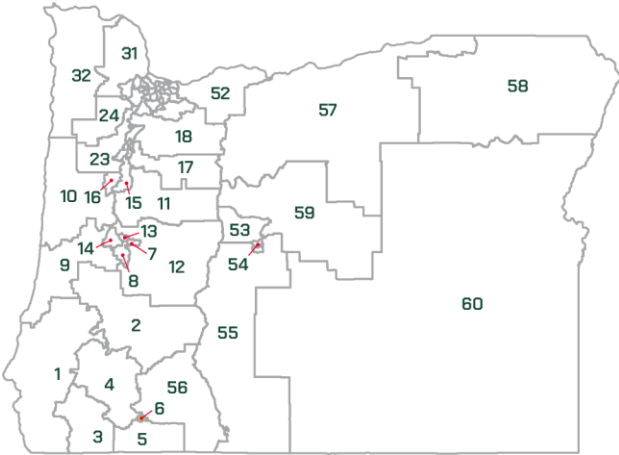


THE DIFFERENCE DUCKS MAKE IN HOUSE DISTRICT 6

2022

2023 DISTRICT LINES





BY THE NUMBERS

DISTRICT 6	UO
106	NEARLY 22,300
CURRENT STUDENTS	CURRENT STUDENTS
14	NEARLY 5,500
DEGREES AWARDED	DEGREES AWARDED

CREATING OREGON'S WORKFORCE

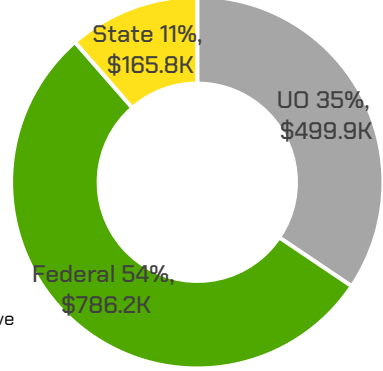
DISTRICT 6	STATEWIDE
955	119,345
ALUMNI	ALUMNI LIVING IN OREGON

	
\$2.6B	28
ECONOMIC FOOTPRINT	SPINOUT COMPANIES

UO students are career ready: within six months of graduation, 70% are working, 11% are continuing their education, and 18% are still looking for employment or applying for additional educational opportunities.

MAKING COLLEGE AFFORDABLE

DISTRICT 6	STATEWIDE
50	3,424
PELL GRANT RECIPIENTS	PELL GRANT RECIPIENTS
38	2,235
PATHWAY OREGON* STUDENTS	PATHWAY OREGON* STUDENTS
40	2,456
OREGON OPPORTUNITY GRANT AWARDS**	OREGON OPPORTUNITY GRANT AWARDS**
90	8,541
FINANCIAL AID AWARDS	FINANCIAL AID AWARDS
DISTRICT 6	\$108M
	IN TOTAL AID



In 2020–21 unmet financial aid need for all UO resident students was \$58.3 million

Sources: UO Institutional Research; UO Student Services and Enrollment Management; Tim Duy, Economic Impact 2020-21 Update



To learn more about the UO's impact, contact us at gcr@uoregon.edu or visit gcr.uoregon.edu/oregon-

* UO's program that ensures academically-qualified Pell Grant-eligible Oregonians will have their tuition and fees paid through a combination of federal, state and university funds.

** The Oregon Opportunity Grant (OOG) is Oregon's largest state-funded, need-based grant program for college students.

The UO is an equal-opportunity, affirmative-action institution committed to cultural diversity and compliance with the Americans with Disabilities Act. This publication will be made available in accessible formats upon request.