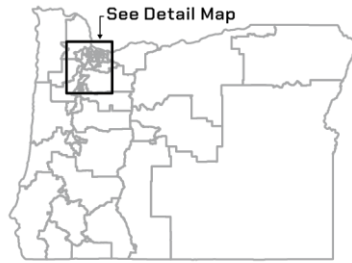
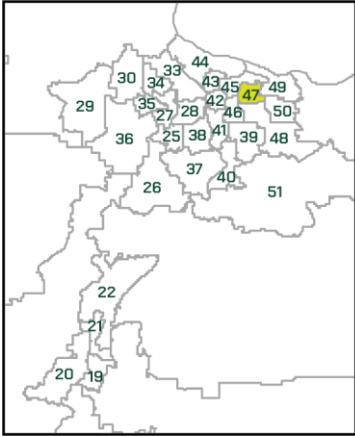


THE DIFFERENCE DUCKS MAKE IN HOUSE DISTRICT 47

2022

2023 DISTRICT LINES



BY THE NUMBERS

DISTRICT 47	UO
98	NEARLY 22,300
CURRENT STUDENTS	CURRENT STUDENTS
16	NEARLY 5,500
DEGREES AWARDED	DEGREES AWARDED

CREATING OREGON'S WORKFORCE

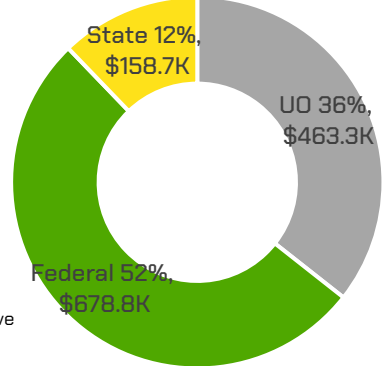
DISTRICT 47	STATEWIDE
782	119,345
ALUMNI	ALUMNI LIVING IN OREGON

\$2.6B	28
ECONOMIC FOOTPRINT	SPINOUT COMPANIES

UO students are career ready: within six months of graduation, 70% are working, 11% are continuing their education, and 18% are still looking for employment or applying for additional educational opportunities.

MAKING COLLEGE AFFORDABLE

DISTRICT 47	STATEWIDE
56	3,424
PELL GRANT RECIPIENTS	PELL GRANT RECIPIENTS
49	2,235
PATHWAY OREGON* STUDENTS	PATHWAY OREGON* STUDENTS
40	2,456
OREGON OPPORTUNITY GRANT AWARDS**	OREGON OPPORTUNITY GRANT AWARDS**
87	8,541
FINANCIAL AID AWARDS	FINANCIAL AID AWARDS
DISTRICT 47	\$108M
	IN TOTAL AID



Sources: UO Institutional Research; UO Student Services and Enrollment Management; Tim Duy, Economic Impact 2020-21 Update



To learn more about the UO's impact, contact us at gcr@uoregon.edu or visit gcr.uoregon.edu/oregon-

* UO's program that ensures academically-qualified Pell Grant-eligible Oregonians will have their tuition and fees paid through a combination of federal, state and university funds.

** The Oregon Opportunity Grant (OOG) is Oregon's largest state-funded, need-based grant program for college students.

The UO is an equal-opportunity, affirmative-action institution committed to cultural diversity and compliance with the Americans with Disabilities Act. This publication will be made available in accessible formats upon request.

In 2020–21 unmet financial aid need for all UO resident students was \$58.3 million