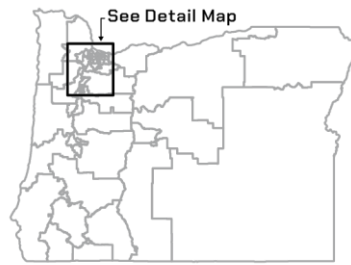
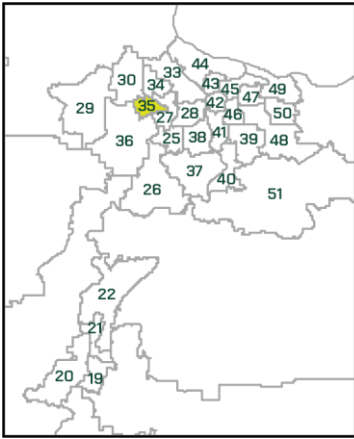


# THE DIFFERENCE DUCKS MAKE IN HOUSE DISTRICT 35

# 2022

2023 DISTRICT LINES



## BY THE NUMBERS

### DISTRICT 35

**107**

CURRENT STUDENTS

**34**

DEGREES AWARDED

### UO

NEARLY

**22,300**

CURRENT STUDENTS

NEARLY

**5,500**

DEGREES AWARDED

## CREATING OREGON'S WORKFORCE

### DISTRICT 35

**962**

ALUMNI

### STATEWIDE

**119,345**

ALUMNI LIVING  
IN OREGON



**\$2.6B**

ECONOMIC  
FOOTPRINT



**28**

SPINOUT  
COMPANIES

UO students are career ready: within six months of graduation, 70% are working, 11% are continuing their education, and 18% are still looking for employment or applying for additional educational opportunities.

To learn more about the UO's impact, contact us at [gcr@uoregon.edu](mailto:gcr@uoregon.edu) or visit [gcr.uoregon.edu/oregon-](https://gcr.uoregon.edu/oregon-)

\* UO's program that ensures academically-qualified Pell Grant-eligible Oregonians will have their tuition and fees paid through a combination of federal, state and university funds.

\*\* The Oregon Opportunity Grant (OOG) is Oregon's largest state-funded, need-based grant program for college students.

The UO is an equal-opportunity, affirmative-action institution committed to cultural diversity and compliance with the Americans with Disabilities Act. This publication will be made available in accessible formats upon request.

## MAKING COLLEGE AFFORDABLE

### DISTRICT 35

**46**

PELL GRANT RECIPIENTS

**32**

PATHWAYOREGON\*  
STUDENTS

**34**

OREGON OPPORTUNITY  
GRANT AWARDS\*\*

**102**

FINANCIAL AID AWARDS

### STATEWIDE

**3,424**

PELL GRANT RECIPIENTS

**2,235**

PATHWAYOREGON\*  
STUDENTS

**2,456**

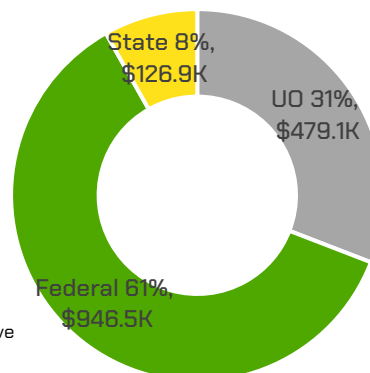
OREGON OPPORTUNITY  
GRANT AWARDS\*\*

**8,541**

FINANCIAL AID AWARDS

**\$108M**

IN TOTAL AID



In 2020–21 unmet financial aid need for all UO resident students was \$58.3 million

Sources: UO Institutional Research; UO Student Services and Enrollment Management; Tim Duy, Economic Impact 2020-21 Update



UNIVERSITY OF  
OREGON