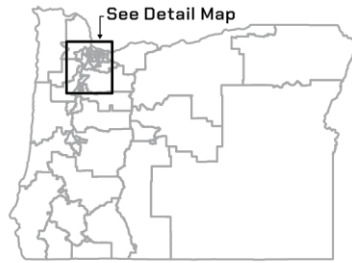
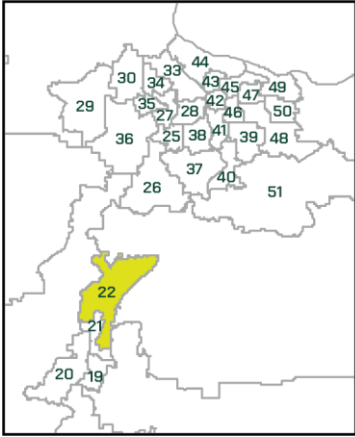


# THE DIFFERENCE DUCKS MAKE IN HOUSE DISTRICT 22

# 2022

2023 DISTRICT LINES



## BY THE NUMBERS

<b>DISTRICT 22</b>	<b>UO</b>
<b>88</b>	<b>NEARLY 22,300</b>
CURRENT STUDENTS	CURRENT STUDENTS
<b>15</b>	<b>NEARLY 5,500</b>
DEGREES AWARDED	DEGREES AWARDED

## CREATING OREGON'S WORKFORCE

<b>DISTRICT 22</b>	<b>STATEWIDE</b>
<b>441</b>	<b>119,345</b>
ALUMNI	ALUMNI LIVING IN OREGON

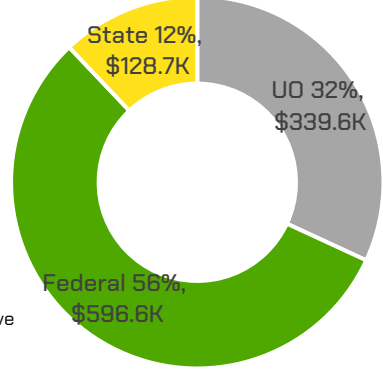
---

<b>\$2.6B</b>	<b>28</b>
ECONOMIC FOOTPRINT	SPINOUT COMPANIES

UO students are career ready: within six months of graduation, 70% are working, 11% are continuing their education, and 18% are still looking for employment or applying for additional educational opportunities.

## MAKING COLLEGE AFFORDABLE

<b>DISTRICT 22</b>	<b>STATEWIDE</b>
<b>52</b>	<b>3,424</b>
PELL GRANT RECIPIENTS	PELL GRANT RECIPIENTS
<b>52</b>	<b>2,235</b>
PATHWAY OREGON* STUDENTS	PATHWAY OREGON* STUDENTS
<b>34</b>	<b>2,456</b>
OREGON OPPORTUNITY GRANT AWARDS**	OREGON OPPORTUNITY GRANT AWARDS**
<b>69</b>	<b>8,541</b>
FINANCIAL AID AWARDS	FINANCIAL AID AWARDS
<b>DISTRICT 22</b>	<b>\$108M</b>
	IN TOTAL AID



Sources: UO Institutional Research; UO Student Services and Enrollment Management; Tim Duy, Economic Impact 2020-21 Update



To learn more about the UO's impact, contact us at [gcr@uoregon.edu](mailto:gcr@uoregon.edu) or visit [gcr.uoregon.edu/oregon-](http://gcr.uoregon.edu/oregon-)

\* UO's program that ensures academically-qualified Pell Grant-eligible Oregonians will have their tuition and fees paid through a combination of federal, state and university funds.

\*\* The Oregon Opportunity Grant (OOG) is Oregon's largest state-funded, need-based grant program for college students.

The UO is an equal-opportunity, affirmative-action institution committed to cultural diversity and compliance with the Americans with Disabilities Act. This publication will be made available in accessible formats upon request.

In 2020–21 unmet financial aid need for all UO resident students was \$58.3 million