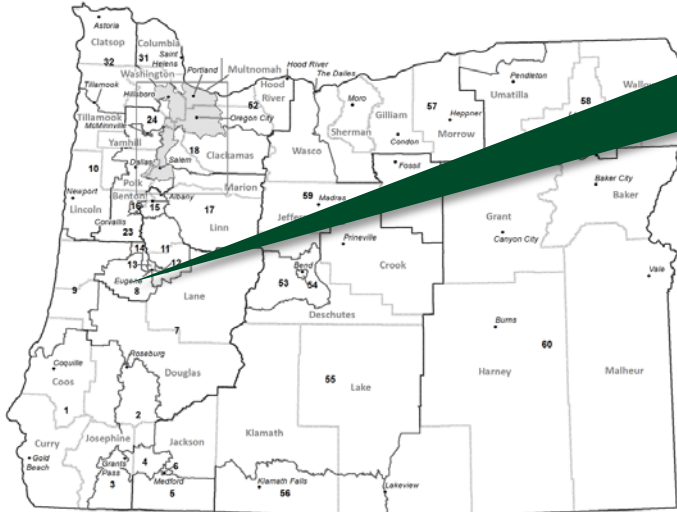




The UO has a \$2.2 billion economic footprint on the state of Oregon alone. We also inspire creativity and ingenuity in our graduates and foster the success of countless Oregonians. From supporting the cost of education for our current students, to funding innovative research, to boosting spending by visitors from outside the state, the University of Oregon helps our state prosper.



Representative Paul Holvey
(D - Eugene)

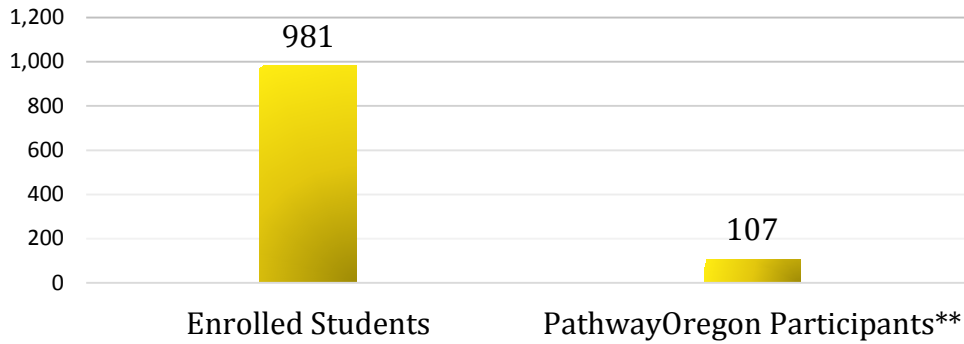
UO Alumni in District 9,153

UO Employees from Dist. 3,654*

Paid to Employees \$120,559,614

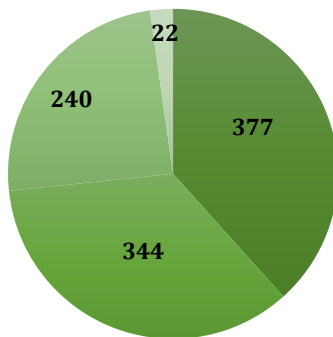
2015-2016

Students From Your District Enrolled Fall 2016



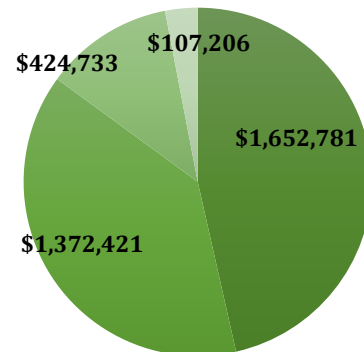
Financial Aid Awarded to District Residents*** (2015-16)

Number of Awards



- Institutional Aid
- Federal Pell Grants
- Opportunity Grant
- OSAC & Grad Incentive Scholarships

Amount Awarded



- Institutional Aid
- Federal Pell Grants
- Opportunity Grant
- OSAC & Grad Incentive Scholarships

*Includes full time, part time, and student workers.

**Pathway Oregon, UO's Pell Grant leverage scholarship, is UO's promise of full tuition and fees and comprehensive support for qualifying Oregonians.

*** There are more types of state and federal aid awarded than are reflected on this chart. For more information visit <http://gcr.uoregon.edu/oregon-impact>