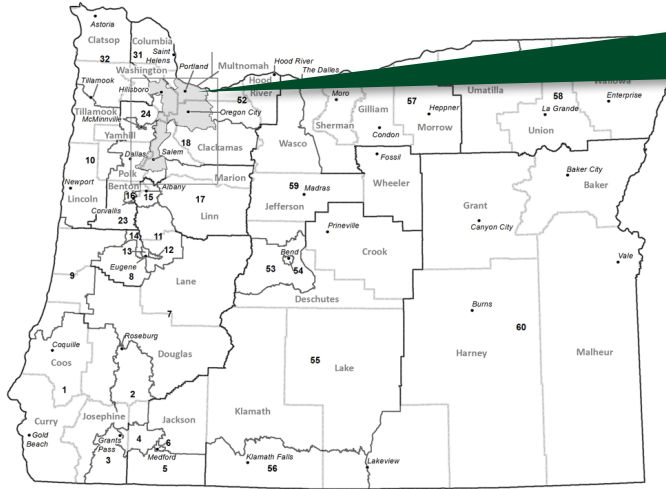




The UO has a \$2.2 billion economic footprint on the state of Oregon alone. We also inspire creativity and ingenuity in our graduates and foster the success of countless Oregonians. From supporting the cost of education for our current students, to funding innovative research, to boosting spending by visitors from outside the state, the University of Oregon helps our state prosper.



Representative Carla Piluso (D - Gresham)

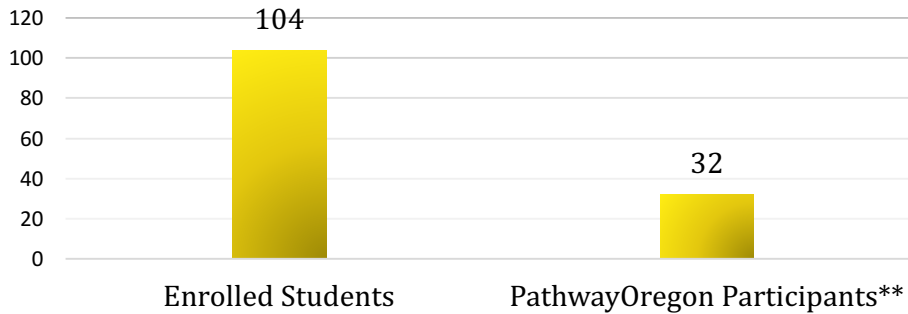
UO Alumni in District 664

UO Employees from Dist. 21*

Paid to Employees \$162,355

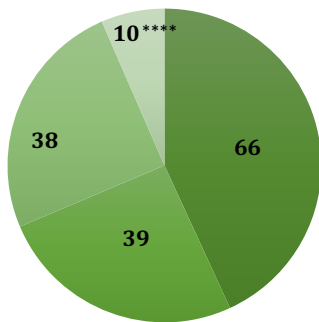
2015-2016

Students From Your District Enrolled Fall 2016

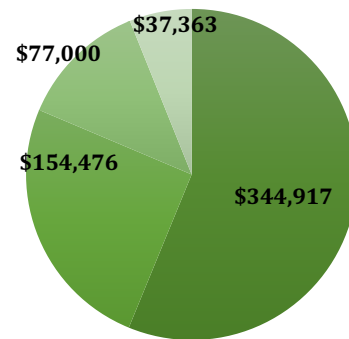


Financial Aid Awarded to District Residents*** (2015-16)

Number of Awards



Amount Awarded



- Legend for Number of Awards: Institutional Aid (38), Federal Pell Grants (66), Opportunity Grant (39), OSAC & Grad Incentive Scholarships (10****)
- Legend for Amount Awarded: Institutional Aid (\$77,000), Federal Pell Grants (\$344,917), Opportunity Grant (\$154,476), OSAC & Grad Incentive Scholarships (\$37,363)

*Includes full time, part time, and student workers. **Pathway Oregon, UO's Pell Grant leverage scholarship, is UO's promise of full tuition and fees and comprehensive support for qualifying Oregonians. *** There are more types of state and federal aid awarded than are reflected on this chart. For more information visit http://gcr.uoregon.edu/oregon-impact ****Because of the Family Educational Rights and Privacy Act (FERPA), financial aid data for districts/counties with less than 10 students is masked. For counties/districts with masked financial aid data, all have historically exceeded the state percentage in financial aid awards.