

THE UO MAKES A DIFFERENCE IN OREGON



2021-22 FAST FACTS FOR POLICY MAKERS

STUDENTS ARE OUR MISSION

ALMOST
22,000
STUDENTS

MORE THAN
6,000
DEGREES AWARDED

MORE THAN
15,600
FINANCIAL AID AWARDS

31%
OF RESIDENT FRESHMEN
ENROLLED TUITION-FREE

UO HELPS OREGON'S ECONOMY GROW

\$2.6B
ECONOMIC FOOTPRINT

31
SPINOUT COMPANIES

\$1.2B
UO SPENDING WITH
OREGON BUSINESSES

116,000
ALUMNI LIVING IN OREGON

“AS A PUBLIC RESEARCH UNIVERSITY, WE ARE PROUD TO HELP THE STATE OF OREGON RECOVER FROM THE PANDEMIC, BECOME MORE RESILIENT IN THE FACE OF CLIMATE IMPACTS AND TACKLE OTHER SOCIETAL CHALLENGES. IN ADDITION TO DIRECTLY SERVING THE NEEDS OF THE STATE THROUGH OUR RESEARCH AND SERVICE, EACH YEAR WE GRADUATE THOUSANDS OF OREGONIANS WHO WILL TAKE THEIR PLACE AMONG THE STATE'S LEADERS, SCIENTISTS, PROFESSIONALS, AND INNOVATORS.”

— **Michael H. Schill**
President and Professor of Law

WITH AN ECONOMIC
FOOTPRINT OF \$2.6
BILLION, 21,800 TOTAL
STUDENTS, AND MORE
THAN 116,000 ALUMNI
LIVING IN OREGON, THE
UO CONTRIBUTES TO ALL
36 OREGON COUNTIES.

TOP COUNTIES WHERE UO SPENDS MONEY WITH BUSINESSES OVER FIVE YEARS

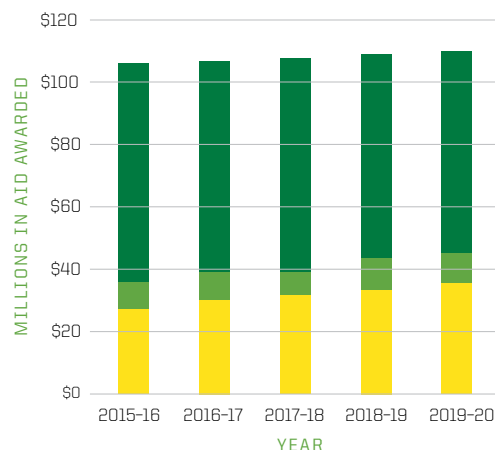
(FISCAL YEARS 2016-20)

Lane	\$2.6 billion
Marion	\$674 million
Multnomah	\$672 million
Washington	\$209 million
Benton	\$168 million
Clackamas	\$18 million
Josephine	\$7 million
Douglas	\$2.6 million
Linn	\$2.4 million
Deschutes	\$1.6 million
Jackson	\$1.5 million
Coos	\$1.5 million

OVER THE LAST FIVE YEARS,
THE UO PAID MORE THAN
\$4.3 BILLION
TO VENDORS IN OREGON



FEDERAL, INSTITUTIONAL, AND STATE FINANCIAL AID SUPPORTS OREGONIANS AT THE UO



\$46 Million

\$158 Million

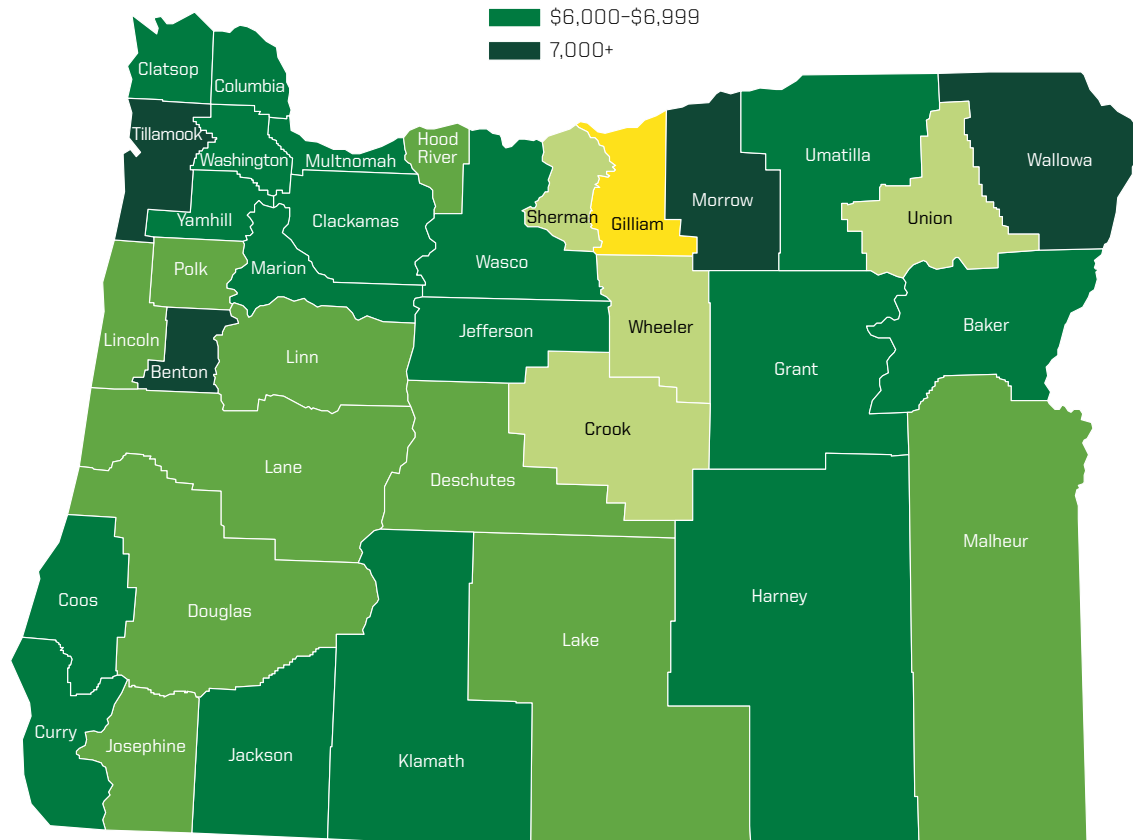
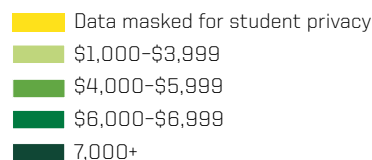
\$334 Million

Five-year aid totals
(FISCAL YEARS 2015-19)



8,451
Oregon students received
\$133 million
in student aid
Academic Year 2019-20

AVERAGE INSTITUTIONAL AID PER RECIPIENT BY COUNTY ACADEMIC YEAR 2019-20



THE UNIVERSITY OF OREGON HAS AN IMPACT ON ALL 36 OREGON COUNTIES

	Student counts					Total Aid Awarded by County, Academic year 2019-20					Fiscal Year 2020		
	County	Student Enrollment Fall 2020	% Receiving Student Aid	Federal Pell Grant recipients 2019-20	Pathway-Oregon recipients 2019-20	UO Student Aid	Federal Pell Grant Aid	Total Federal Student Aid ¹	Total State Student Aid ²	Total Student Aid	Alumni Count	Vendor Expenditures	
	Baker	11	73%	6	4	\$43,710	\$32,670	\$74,001	\$20,000	\$137,711	158	\$55,953	
	Benton	225	66	40	23	981,639	171,092	1,032,438	85,300	2,099,377	2,237	35,810,641	
	Clackamas	1,174	69	267	223	3,723,079	1,290,501	5,503,245	694,845	9,921,169	10,764	2,995,734	
	Clatsop	75	84	43	35	353,066	199,335	454,415	115,796	923,277	704	9,722	
	Columbia	48	85	13	12	116,535	59,856	306,933	54,374	477,842	486	8,125	
	Coos	69	77	35	15	296,532	171,001	498,552	138,430	933,514	960	205,719	
	Crook	10	70	3	4	3,759	15,270	57,416	7,000	68,175	256	10,060	
	Curry	28	68	16	9	134,970	94,743	235,167	65,987	436,124	205	3,666	
	Deschutes	442	69	129	95	1,242,932	581,045	2,231,934	320,975	3,795,841	5,264	310,709	
	Douglas	139	79	86	40	517,282	413,049	1,291,761	273,213	2,082,256	1,897	457,650	
	Gilliam	1	@	@	@	@	@	@	@	@	18	2,652	
	Grant	2	@	@	@	@	@	@	@	@	68	600	
	Harney	4	@	@	@	@	@	@	@	@	73	2,652	
	Hood River	66	76	26	22	231,379	123,219	392,173	84,515	708,067	464	82,893	
	Jackson	363	84	190	136	1,684,160	865,990	2,659,767	556,681	4,900,608	3,001	163,063	
	Jefferson	19	84	9	10	72,692	48,187	112,697	31,195	216,584	243	6,862	
	Josephine	86	83	45	29	328,808	204,116	673,602	128,335	1,130,745	822	37,904	
	Klamath	88	85	49	30	369,995	233,375	672,929	155,326	1,198,250	615	16,461	
	Lake	5	@	@	@	@	@	@	@	@	79	2,374	
	Lane	2,879	67	1,232	495	7,386,820	5,461,072	20,646,511	3,017,463	31,050,794	38,900	817,787,397	
	Lincoln	46	65	23	17	163,287	100,450	236,195	82,145	481,627	838	72,905	
	Linn	128	71	49	28	375,392	244,575	941,808	147,631	1,464,831	1,413	259,593	
	Malheur	17	76	10	9	55,895	43,582	139,212	24,210	219,317	138	3,000	
	Marion	511	81	214	165	1,979,053	1,042,770	3,490,615	651,931	6,121,599	4,621	148,116,795	
	Morrow	7	@	@	@	@	@	@	@	@	69	139,241	
	Multnomah	2,098	73	586	506	7,121,155	2,805,007	11,196,853	1,677,669	19,995,677	22,544	180,098,195	
	Polk	108	83	43	26	381,492	193,026	738,249	130,224	1,249,965	1,291	148,564	
	Sherman	1	@	@	@	@	@	@	@	@	29	1,016	
	Tillamook	25	80	18	11	159,637	72,985	170,900	35,800	366,337	422	6,867	
	Umatilla	58	91	42	31	333,313	195,650	502,925	124,446	960,684	525	73,980	
	Union	16	81	6	3	35,537	27,680	91,529	12,650	139,716	240	29,410	
	Wallowa	6	@	@	@	@	@	@	@	@	113	300	
	Wasco	26	92	14	8	139,607	59,529	161,372	33,251	334,230	294	21,694	
	Washington	1,964	72	427	354	6,547,721	1,963,346	8,768,962	1,087,648	16,404,331	15,262	54,733,620	
	Wheeler	0	@	@	@	@	@	@	@	@	15	0	
	Yamhill	114	76	53	34	415,543	250,646	844,686	174,096	1,434,325	1,346	103,837	
	Total	10,859	73%	3,685	2,385	\$35,361,418	\$17,020,556	\$64,292,605	\$9,981,836	\$109,635,859	116,374	\$1,241,776,602	

@ Because of the Family Educational Rights and Privacy Act (FERPA), financial aid data for counties with less than 10 students is masked. For counties with masked data, nearly all exceeded the state percentage in financial awards. ¹ Includes federal loans. ² Includes scholarships administered by the Oregon Office of Student Access and Completion. Numerical data source: UO Institutional Research



SCHOLARSHIPS, GRANTS, AND FINANCIAL AID FOR OREGONIANS: AN AFFORDABLE WORLD-CLASS EDUCATION

UO scholarships, grants, and institutional, federal and state financial aid play a key role in efforts to promote academic excellence, giving talented and driven Oregonians the means to ascend to the top of their chosen fields.

JUST SOME OF THE MANY INSTITUTIONAL SCHOLARSHIPS AWARDED TO STUDENTS BY THE UO INCLUDE:

- **PathwayOregon:** This program ensures that academically qualified, Pell Grant-eligible Oregonians will have their tuition and fees paid through a combination of federal, state, and university funds. It also provides comprehensive academic support and career guidance.
- **Summit and Apex Scholarships:** These \$24,000 and \$12,000 scholarships, respectively, are granted over four years to incoming Oregon freshmen based on GPA (Summit 3.80, Apex 3.60) and test scores. Recipients may combine this award with other UO scholarships.
- **Diversity Excellence Scholarship:** Awarded to students who, through sharing their varied cultural perspectives, will enhance the education of all UO students and the excellence of the UO. The annual award is \$6,500 for undergraduates and \$9,000 for graduate students.

GRANTS AND SCHOLARSHIPS TO UO RESIDENT FRESHMEN ACADEMIC YEAR 2019-20

78%

RECEIVED SOME FORM
OF GRANTS AND/OR
SCHOLARSHIPS

31%

OF RESIDENT FRESHMEN
ENROLLED TUITION-FREE

59%

RECEIVED AT LEAST
\$5,000 IN GRANTS AND
SCHOLARSHIPS

585

INCOMING
PATHWAYOREGON
STUDENTS



SERVING OUR STUDENTS WITH COMPASSION DURING THE PANDEMIC:

NEEDS:

80%

STUDENTS EXPERIENCED
FINANCIAL HARDSHIP

42%

STUDENTS REPORTING
NOT HAVING ENOUGH
MONEY TO COVER COST
OF HOUSING

SUPPORT:

\$5M

CARES FUNDS TO
RESIDENT STUDENTS

3,317

CARES AWARDS

\$1M

STUDENTS IN CRISIS FUND

For more information, contact UO Government and Community Relations at **541-346-5020** or



gcr.uoregon.edu

View UO's fiscal and community impacts by county, state and congressional district at



gcr.uoregon.edu/oregon-impact