

# THE UO MAKES A DIFFERENCE IN OREGON

2019-20 FAST FACTS FOR POLICY MAKERS



## STUDENTS ARE OUR MISSION

MORE THAN

# 22,500

STUDENTS

ALMOST

# 6,000

DEGREES AWARDED IN 2017-18

# 14,000

FINANCIAL AID AWARDS

# 31%

OF RESIDENT FRESHMEN ENROLLED TUITION-FREE

MORE THAN

# 5,000

FIRST GENERATION STUDENTS

## UO HELPS OREGON'S ECONOMY GROW

# \$2.2B

ECONOMIC FOOTPRINT

# 30

SPINOUT COMPANIES

# \$1B

UO SPENDING WITH  
OREGON BUSINESSES

# 110,000

ALUMNI LIVING IN OREGON

“THROUGH FEDERAL AND STATE FUNDING I WAS ABLE TO BE THE FIRST PERSON IN MY FAMILY TO GRADUATE COLLEGE. I’M NOW THE ONLY FULL-TIME DOCTOR IN A SMALL TOWN IN OREGON THAT HAS A HIGH MEDICAL NEED. THIS IS JUST ONE OF THE MANY WAYS THE UO ENRICHES THE LIVES OF OREGONIANS ACROSS THE STATE.”

– 2010 UO GRADUATE,  
B.S. HUMAN PHYSIOLOGY

**O** | UNIVERSITY OF  
OREGON

**TOP COUNTIES WHERE  
UO SPENDS MONEY  
WITH BUSINESSES  
OVER FIVE YEARS**

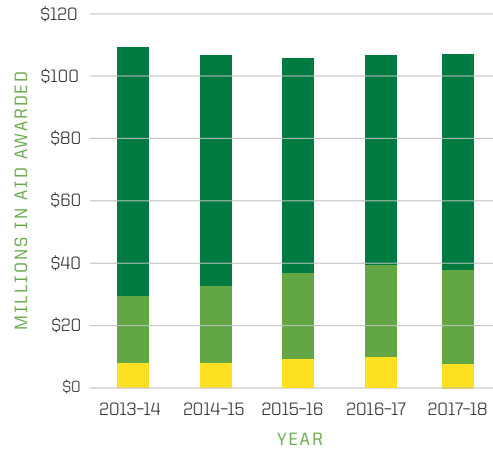
(FISCAL YEARS 2014-18)

County	Vendor Expenditures
Lane	\$1.8 Billion
Marion	\$519 Million
Multnomah	\$449 Million
Washington	\$146 Million
Benton	\$133 Million
Clackamas	\$21 Million
Josephine	\$7.8 Million
Linn	\$2.7 Million
Douglas	\$2.7 Million
Jackson	\$1.9 Million
Coos	\$1.7 Million
Deschutes	\$1.6 Million

OVER THE LAST FIVE YEARS,  
THE UO PAID MORE THAN  
**\$3 BILLION**  
TO VENDORS IN OREGON



**FEDERAL, INSTITUTIONAL, AND STATE FINANCIAL AID  
SUPPORTS OREGONIANS AT THE UO**



\$41 Million

\$136 Million

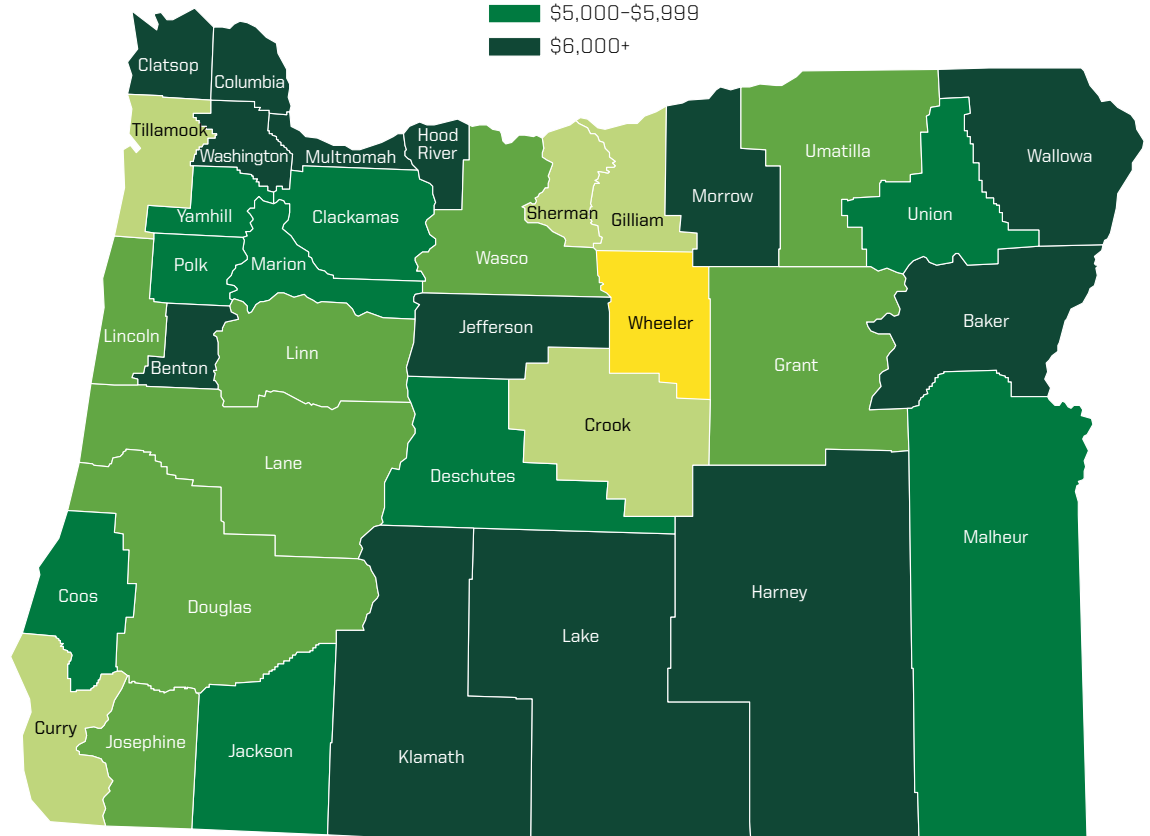
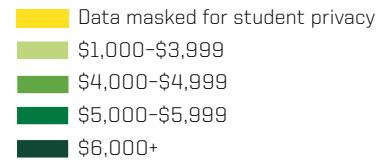
\$359 Million

Five-year aid totals  
(FISCAL YEARS 2013-17)



**8,180**  
Oregon students received  
**\$108 million**  
in student aid  
Academic Year 2017-18

**AVERAGE INSTITUTIONAL AID  
PER RECIPIENT BY COUNTY  
ACADEMIC YEAR 2017-18**



# THE UNIVERSITY OF OREGON HAS AN IMPACT ON ALL 36 OREGON COUNTIES

County	Fall 2018			Total Aid Awarded by County, Academic Year 2017-18					Fiscal Year 2018	
	Student Enrollment	% Receiving Student Aid	PathwayOregon Students	Institutional Student Aid (\$)	Federal Pell Grant Aid (\$)	Total Federal Student Aid <sup>1</sup> (\$)	State Student Aid <sup>2</sup> (\$)	Total Student Aid, All Sources (\$)	Alumni Count	Vendor Expenditures (\$)
Baker	8	@	@	@	@	@	@	@	158	34,173
Benton	237	73%	33	878,554	218,831	1,195,961	104,000	2,178,515	2,168	35,308,451
Clackamas	1,201	69%	222	3,280,460	1,239,204	5,520,669	520,727	9,321,856	10,308	3,732,074
Clatsop	60	77%	25	248,970	118,916	387,656	43,890	680,516	686	7,464
Columbia	43	70%	16	135,469	48,858	295,161	13,500	444,130	483	7,366
Coos	83	73%	24	378,396	219,287	598,757	111,325	1,088,478	909	327,331
Crook	9	@	@	@	@	@	@	@	231	953
Curry	32	78%	14	60,953	95,516	228,525	38,297	327,775	193	4,688
Deschutes	441	70%	110	1,343,054	716,703	3,011,568	317,025	4,671,647	4,978	293,604
Douglas	182	79%	52	559,150	467,156	1,531,119	306,521	2,396,790	1,831	530,968
Gilliam	3	@	@	@	@	@	@	@	18	0
Grant	3	@	@	@	@	@	@	@	71	200
Harney	5	@	@	@	@	@	@	@	76	5,742
Hood River	54	83%	19	161,625	73,082	199,884	49,115	410,624	452	35,039
Jackson	401	79%	158	1,509,462	917,307	2,979,232	514,379	5,003,073	2,898	394,797
Jefferson	14	79%	@	87,880	24,272	116,446	16,876	221,202	229	15,487
Josephine	108	86%	44	265,486	256,784	731,131	125,992	1,122,609	788	606,342
Klamath	94	86%	33	316,371	197,056	655,979	96,183	1,068,533	589	9,054
Lake	6	@	@	@	@	@	@	@	78	23,005
Lane	3,329	65%	589	7,417,988	5,883,027	23,035,798	2,623,256	33,077,042	35,187	752,195,228
Lincoln	42	79%	15	131,093	106,858	328,398	82,364	541,855	810	120,839
Linn	113	79%	28	241,762	176,848	850,950	81,664	1,174,376	1,360	292,647
Malheur	26	85%	13	95,150	74,719	221,277	27,000	343,427	142	0
Marion	531	76%	183	1,762,443	1,084,038	3,734,620	507,780	6,004,843	4,418	135,450,534
Morrow	7	@	@	@	@ <sup>1</sup>	@	@	@	67	187,658
Multnomah	1,965	69%	469	5,835,659	2,569,630	11,167,124	1,160,614	18,163,397	22,078	88,373,730
Polk	130	78%	37	371,989	203,209	836,803	82,875	1,291,667	1,230	151,739
Sherman	1	@	@	@	@	@	@	@	27	961
Tillamook	26	65%	10	50,734	52,154	180,671	21,000	252,405	396	35,625
Umatilla	74	85%	30	194,707	159,340	491,709	58,250	744,666	508	40,719
Union	25	72%	@	73,535	35,290	90,119	16,912	180,566	227	31,831
Wallowa	6	@	@	@	@	@	@	@	105	900
Wasco	23	<90%	@	68,159	54,468	173,931	22,750	264,840	287	89,369
Washington	1,884	71%	346	5,549,203	1,961,927	8,521,078	763,223	14,833,504	14,750	43,576,853
Wheeler	0	NA	NA	NA	NA	NA	NA	NA	16	1,500
Yamhill	126	76%	42	393,134	152,052	678,869	69,373	1,141,376	1,286	99,517
<b>Total</b>	<b>11292</b>	<b>70%</b>	<b>2,552</b>	<b>\$31,619,125</b>	<b>\$17,213,441</b>	<b>\$68,077,898</b>	<b>\$7,830,207</b>	<b>\$107,527,230</b>	<b>110,038</b>	<b>1,061,988,388</b>

@ Because of the Family Educational Rights and Privacy Act (FERPA), financial aid data for counties with fewer than 10 students is masked. For counties with masked data, nearly all exceeded the state percentage in financial awards.<sup>1</sup> Includes federal loans. <sup>2</sup> Includes scholarships administered by the Oregon Office of Student Access and Completion. Numerical data source: UO Institutional Research.

WITH AN ANNUAL ECONOMIC FOOTPRINT OF \$2.2 BILLION, 22,760 TOTAL STUDENTS, AND MORE THAN 110,000 GRADUATES LIVING IN OREGON, THE UO CONTRIBUTES TO ALL 36 OREGON COUNTIES.

## SCHOLARSHIPS, GRANTS, AND FINANCIAL AID FOR OREGONIANS: AN AFFORDABLE WORLD-CLASS EDUCATION

UO scholarships, grants, and institutional, federal and state financial aid play a key role in efforts to promote academic excellence, giving talented and driven Oregonians the means to ascend to the top of their chosen fields.

### JUST SOME OF THE MANY INSTITUTIONAL SCHOLARSHIPS AWARDED TO STUDENTS BY THE UO INCLUDE:

- **PathwayOregon:** This program ensures that academically qualified, Pell Grant-eligible Oregonians will have their tuition and fees paid through a combination of federal, state, and university funds. It also provides comprehensive academic support and career guidance.
- **Summit and Apex Scholarships:** These \$24,000 and \$12,000 scholarships, respectively, are granted over four years to incoming Oregon freshmen based on GPA (Summit 3.80, Apex 3.60) and test scores. Recipients may combine this award with other UO scholarships.
- **Diversity Excellence Scholarship:** Awarded to students who, through sharing their varied cultural perspectives, will enhance the education of all UO students and the excellence of the UO. The annual award is \$6,500 for undergraduates and \$9,000 for graduate students.



## GRANTS AND SCHOLARSHIPS TO UO RESIDENT FRESHMEN

ACADEMIC YEAR 2017-18:

**71%**

RECEIVED SOME FORM OF GRANTS AND/OR SCHOLARSHIPS

**54%**

RECEIVED AT LEAST \$5,000 IN GRANTS AND SCHOLARSHIPS

**31%**

OF RESIDENT FRESHMEN ENROLLED TUITION-FREE

**826**

INCOMING PATHWAYOREGON STUDENTS

For more information, contact UO Government and Community Relations at 541-346-5020 or



[gcr.uoregon.edu](https://gcr.uoregon.edu)

View UO's fiscal and community impacts by county, state and congressional district at



[gcr.uoregon.edu/oregon-impact](https://gcr.uoregon.edu/oregon-impact)