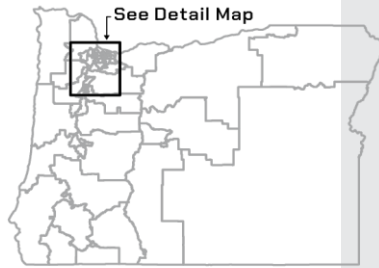
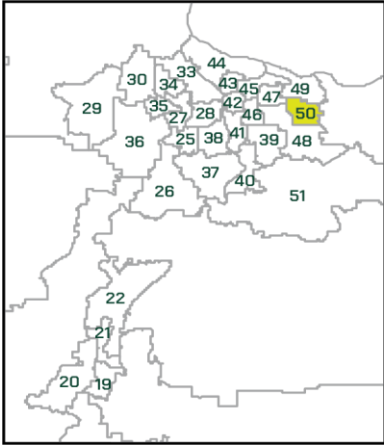


# THE DIFFERENCE DUCKS MAKE | 2023



## IN HOUSE DISTRICT 50



### BY THE NUMBERS

DISTRICT 50	UO
<b>61</b> CURRENT STUDENTS	<b>23,200</b> CURRENT STUDENTS
<b>20</b> DEGREES AWARDED	<b>NEARLY 5,300</b> DEGREES AWARDED

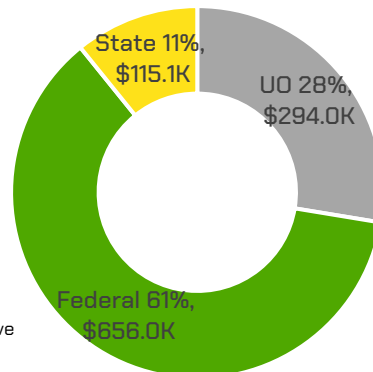
### CREATING OREGON'S WORKFORCE

DISTRICT 50	STATEWIDE
<b>751</b> ALUMNI	<b>120,927</b> ALUMNI LIVING IN OREGON
 <b>\$2.6B</b> ECONOMIC FOOTPRINT	 <b>29</b> SPINOUT COMPANIES

82% of recent graduates are working, attending school, or performing some type of intensive service (e.g., Peace Corps). Among UO's top 10 peer institutions, only two report a higher percentage of recent graduates

### MAKING COLLEGE AFFORDABLE

DISTRICT 50	STATEWIDE
<b>36</b> PELL GRANT RECIPIENTS	<b>3,346</b> PELL GRANT RECIPIENTS
<b>17</b> PATHWAY OREGON* STUDENTS	<b>2,082</b> PATHWAY OREGON* STUDENTS
<b>31</b> OREGON OPPORTUNITY GRANT AWARDS**	<b>3,030</b> OREGON OPPORTUNITY GRANT AWARDS**
<b>67</b> FINANCIAL AID AWARDS	<b>8,601</b> FINANCIAL AID AWARDS
<b>DISTRICT 50</b>	<b>\$120M</b> IN TOTAL AID



Sources: UO Institutional Research; UO Student Services and Enrollment Management; Tim Duy, Economic Impact 2020-21 Update



To learn more about the UO's impact, contact us at [gcr@uoregon.edu](mailto:gcr@uoregon.edu) or visit [gcr.uoregon.edu/oregon-](http://gcr.uoregon.edu/oregon-)

\* UO's program that ensures academically-qualified Pell Grant-eligible Oregonians will have their tuition and fees paid through a combination of federal, state and university funds.

\*\* The Oregon Opportunity Grant (OOG) is Oregon's largest state-funded, need-based grant program for college students.

The UO is an equal-opportunity, affirmative-action institution committed to cultural diversity and compliance with the Americans with Disabilities Act. This publication will be made available in accessible formats upon request.

In 2021–22 unmet financial aid need for all UO resident students was \$62.9 million