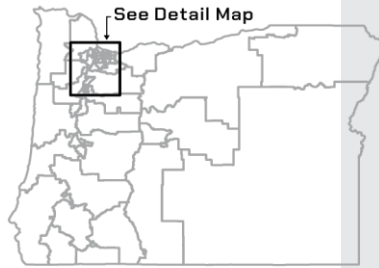
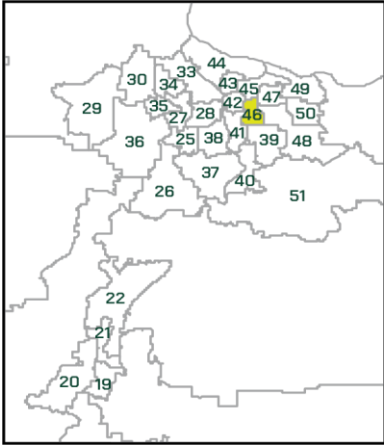


THE DIFFERENCE DUCKS MAKE | 2023

IN HOUSE DISTRICT 46



BY THE NUMBERS

DISTRICT 46	UO
164 CURRENT STUDENTS	23,200 CURRENT STUDENTS
33 DEGREES AWARDED	NEARLY 5,300 DEGREES AWARDED

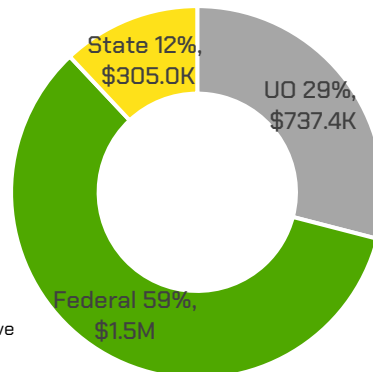
CREATING OREGON'S WORKFORCE

DISTRICT 46	STATEWIDE
1,377 ALUMNI	120,927 ALUMNI LIVING IN OREGON
\$2.6B ECONOMIC FOOTPRINT	29 SPINOUT COMPANIES

82% of recent graduates are working, attending school, or performing some type of intensive service (e.g., Peace Corps). Among UO's top 10 peer institutions, only two report a higher percentage of recent graduates

MAKING COLLEGE AFFORDABLE

DISTRICT 46	STATEWIDE
82 PELL GRANT RECIPIENTS	3,346 PELL GRANT RECIPIENTS
57 PATHWAY OREGON* STUDENTS	2,082 PATHWAY OREGON* STUDENTS
76 OREGON OPPORTUNITY GRANT AWARDS**	3,030 OREGON OPPORTUNITY GRANT AWARDS**
146 FINANCIAL AID AWARDS	8,601 FINANCIAL AID AWARDS
DISTRICT 46	\$120M IN TOTAL AID



Sources: UO Institutional Research; UO Student Services and Enrollment Management; Tim Duy, Economic Impact 2020-21 Update



To learn more about the UO's impact, contact us at gcr@uoregon.edu or visit gcr.uoregon.edu/oregon-

* UO's program that ensures academically-qualified Pell Grant-eligible Oregonians will have their tuition and fees paid through a combination of federal, state and university funds.

** The Oregon Opportunity Grant (OOG) is Oregon's largest state-funded, need-based grant program for college students.

The UO is an equal-opportunity, affirmative-action institution committed to cultural diversity and compliance with the Americans with Disabilities Act. This publication will be made available in accessible formats upon request.

In 2021–22 unmet financial aid need for all UO resident students was \$62.9 million