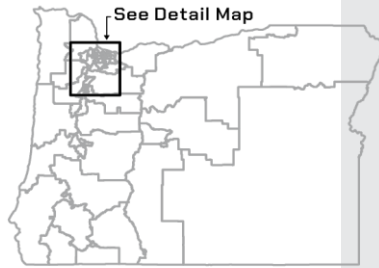
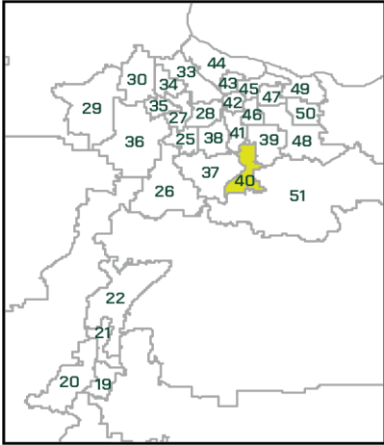


# THE DIFFERENCE DUCKS MAKE | 2023



## IN HOUSE DISTRICT 40



### BY THE NUMBERS

DISTRICT 40	UO
<b>100</b> CURRENT STUDENTS	<b>23,200</b> CURRENT STUDENTS
<b>20</b> DEGREES AWARDED	<b>NEARLY 5,300</b> DEGREES AWARDED

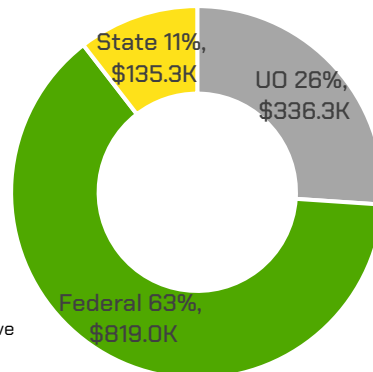
### CREATING OREGON'S WORKFORCE

DISTRICT 40	STATEWIDE
<b>1,185</b> ALUMNI	<b>120,927</b> ALUMNI LIVING IN OREGON
 <b>\$2.6B</b> ECONOMIC FOOTPRINT	 <b>29</b> SPINOUT COMPANIES

82% of recent graduates are working, attending school, or performing some type of intensive service (e.g., Peace Corps). Among UO's top 10 peer institutions, only two report a higher percentage of recent graduates

### MAKING COLLEGE AFFORDABLE

DISTRICT 40	STATEWIDE
<b>32</b> PELL GRANT RECIPIENTS	<b>3,346</b> PELL GRANT RECIPIENTS
<b>25</b> PATHWAY OREGON* STUDENTS	<b>2,082</b> PATHWAY OREGON* STUDENTS
<b>34</b> OREGON OPPORTUNITY GRANT AWARDS**	<b>3,030</b> OREGON OPPORTUNITY GRANT AWARDS**
<b>80</b> FINANCIAL AID AWARDS	<b>8,601</b> FINANCIAL AID AWARDS
<b>DISTRICT 40</b>	<b>\$120M</b> IN TOTAL AID



In 2021–22 unmet financial aid need for all UO resident students was \$62.9 million

Sources: UO Institutional Research; UO Student Services and Enrollment Management; Tim Duy, Economic Impact 2020-21 Update



To learn more about the UO's impact, contact us at [gcr@uoregon.edu](mailto:gcr@uoregon.edu) or visit [gcr.uoregon.edu/oregon-](http://gcr.uoregon.edu/oregon-)

\* UO's program that ensures academically-qualified Pell Grant-eligible Oregonians will have their tuition and fees paid through a combination of federal, state and university funds.

\*\* The Oregon Opportunity Grant (OOG) is Oregon's largest state-funded, need-based grant program for college students.

The UO is an equal-opportunity, affirmative-action institution committed to cultural diversity and compliance with the Americans with Disabilities Act. This publication will be made available in accessible formats upon request.