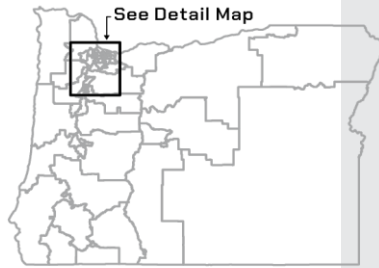
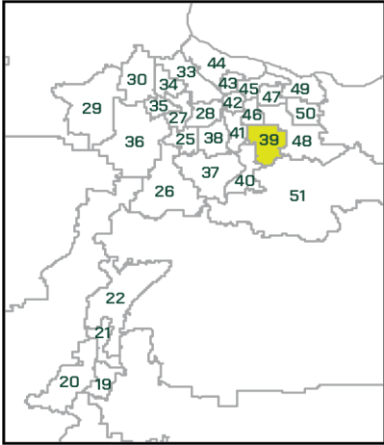


THE DIFFERENCE DUCKS MAKE | 2023



IN HOUSE DISTRICT 39



BY THE NUMBERS

DISTRICT 39	UO
202	23,200
CURRENT STUDENTS	CURRENT STUDENTS
45	NEARLY 5,300
DEGREES AWARDED	DEGREES AWARDED

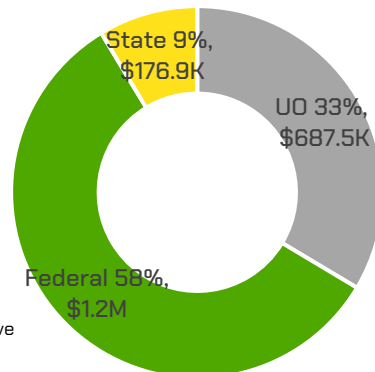
CREATING OREGON'S WORKFORCE

DISTRICT 39	STATEWIDE
1,471	120,927
ALUMNI	ALUMNI LIVING IN OREGON
	
\$2.6B	29
ECONOMIC FOOTPRINT	SPINOUT COMPANIES

82% of recent graduates are working, attending school, or performing some type of intensive service (e.g., Peace Corps). Among UO's top 10 peer institutions, only two report a higher percentage of recent graduates

MAKING COLLEGE AFFORDABLE

DISTRICT 39	STATEWIDE
56	3,346
PELL GRANT RECIPIENTS	PELL GRANT RECIPIENTS
38	2,082
PATHWAY OREGON* STUDENTS	PATHWAY OREGON* STUDENTS
49	3,030
OREGON OPPORTUNITY GRANT AWARDS**	OREGON OPPORTUNITY GRANT AWARDS**
154	8,601
FINANCIAL AID AWARDS	FINANCIAL AID AWARDS
DISTRICT 39	\$120M
	IN TOTAL AID



In 2021–22 unmet financial aid need for all UO resident students was \$62.9 million

Sources: UO Institutional Research; UO Student Services and Enrollment Management; Tim Duy, Economic Impact 2020-21 Update



To learn more about the UO's impact, contact us at gcr@uoregon.edu or visit gcr.uoregon.edu/oregon-

* UO's program that ensures academically-qualified Pell Grant-eligible Oregonians will have their tuition and fees paid through a combination of federal, state and university funds.

** The Oregon Opportunity Grant (OOG) is Oregon's largest state-funded, need-based grant program for college students.

The UO is an equal-opportunity, affirmative-action institution committed to cultural diversity and compliance with the Americans with Disabilities Act. This publication will be made available in accessible formats upon request.