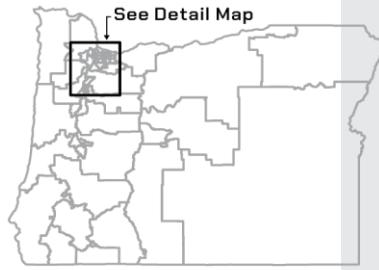
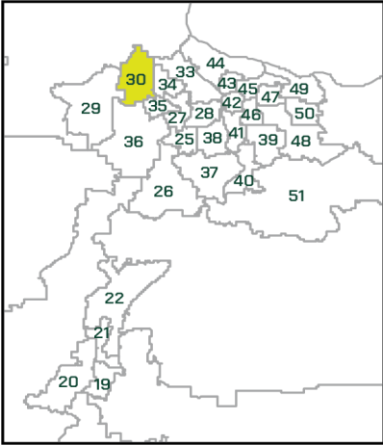


THE DIFFERENCE DUCKS MAKE | 2023

IN HOUSE DISTRICT 30



BY THE NUMBERS

DISTRICT 30	UO
152 CURRENT STUDENTS	23,200 CURRENT STUDENTS
22 DEGREES AWARDED	NEARLY 5,300 DEGREES AWARDED

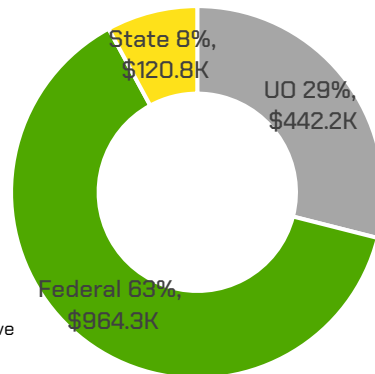
CREATING OREGON'S WORKFORCE

DISTRICT 30	STATEWIDE
1,158 ALUMNI	120,927 ALUMNI LIVING IN OREGON
\$2.6B ECONOMIC FOOTPRINT	29 SPINOUT COMPANIES

82% of recent graduates are working, attending school, or performing some type of intensive service (e.g., Peace Corps). Among UO's top 10 peer institutions, only two report a higher percentage of recent graduates

MAKING COLLEGE AFFORDABLE

DISTRICT 30	STATEWIDE
36 PELL GRANT RECIPIENTS	3,346 PELL GRANT RECIPIENTS
28 PATHWAYOREGON* STUDENTS	2,082 PATHWAYOREGON* STUDENTS
30 OREGON OPPORTUNITY GRANT AWARDS**	3,030 OREGON OPPORTUNITY GRANT AWARDS**
118 FINANCIAL AID AWARDS	8,601 FINANCIAL AID AWARDS
DISTRICT 30	\$120M IN TOTAL AID



Sources: UO Institutional Research; UO Student Services and Enrollment Management; Tim Duy, Economic Impact 2020-21 Update



To learn more about the UO's impact, contact us at gcr@uoregon.edu or visit gcr.uoregon.edu/oregon-

* UO's program that ensures academically-qualified Pell Grant-eligible Oregonians will have their tuition and fees paid through a combination of federal, state and university funds.

** The Oregon Opportunity Grant (OOG) is Oregon's largest state-funded, need-based grant program for college students.

The UO is an equal-opportunity, affirmative-action institution committed to cultural diversity and compliance with the Americans with Disabilities Act. This publication will be made available in accessible formats upon request.

In 2021–22 unmet financial aid need for all UO resident students was \$62.9 million