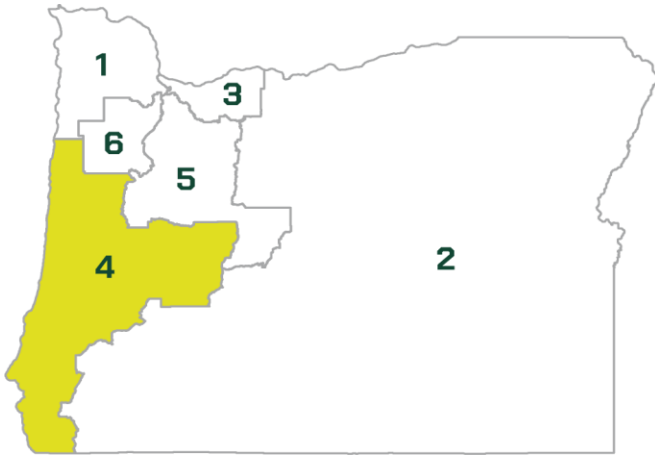




THE DIFFERENCE DUCKS MAKE IN CONGRESSIONAL DISTRICT 4 | 2023



BY THE NUMBERS

DISTRICT 4	UO
3,062 CURRENT STUDENTS	23,200 CURRENT STUDENTS
834 DEGREES AWARDED	NEARLY 5,300 DEGREES AWARDED

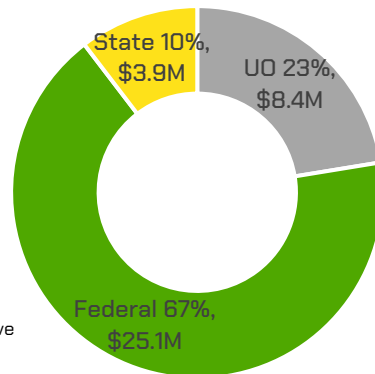
CREATING OREGON'S WORKFORCE

DISTRICT 4	STATEWIDE
46,503 ALUMNI	120,927 ALUMNI LIVING IN OREGON
 \$2.6B ECONOMIC FOOTPRINT	 29 SPINOUT COMPANIES

82% of recent graduates are working, attending school, or performing some type of intensive service (e.g., Peace Corps). Among UO's top 10 peer institutions, only two report a higher percentage of recent graduates

MAKING COLLEGE AFFORDABLE

DISTRICT 4	STATEWIDE
1,139 PELL GRANT RECIPIENTS	3,346 PELL GRANT RECIPIENTS
503 PATHWAYOREGON* STUDENTS	2,082 PATHWAYOREGON* STUDENTS
991 OREGON OPPORTUNITY GRANT AWARDS**	3,030 OREGON OPPORTUNITY GRANT AWARDS**
2,432 FINANCIAL AID AWARDS	8,601 FINANCIAL AID AWARDS
DISTRICT 4	\$120M IN TOTAL AID



In 2021–22 unmet financial aid need for all UO resident students was \$62.9 million

Sources: UO Institutional Research; UO Student Services and Enrollment Management; Tim Duy, Economic Impact 2020-21 Update



To learn more about the UO's impact, contact us at gcr@uoregon.edu or visit gcr.uoregon.edu/oregon-

* UO's program that ensures academically-qualified Pell Grant-eligible Oregonians will have their tuition and fees paid through a combination of federal, state and university funds.

** The Oregon Opportunity Grant (OOG) is Oregon's largest state-funded, need-based grant program for college students.

The UO is an equal-opportunity, affirmative-action institution committed to cultural diversity and compliance with the Americans with Disabilities Act. This publication will be made available in accessible formats upon request.