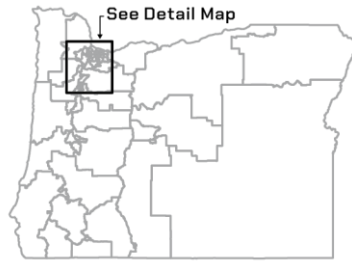
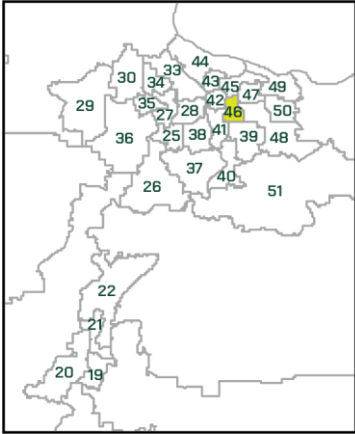


THE DIFFERENCE DUCKS MAKE | 2023

IN HOUSE DISTRICT 46



BY THE NUMBERS

DISTRICT 46	UO
164	23,200
CURRENT STUDENTS	CURRENT STUDENTS
33	NEARLY 5,300
DEGREES AWARDED	DEGREES AWARDED

CREATING OREGON'S WORKFORCE

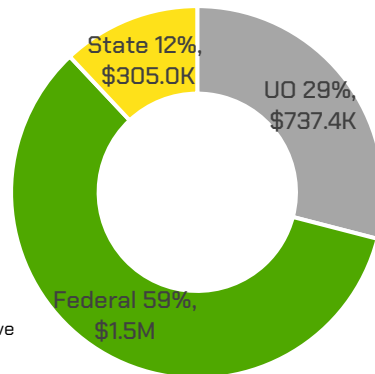
DISTRICT 46	STATEWIDE
1,377	120,927
ALUMNI	ALUMNI LIVING IN OREGON

\$2.6B	29
ECONOMIC FOOTPRINT	SPINOUT COMPANIES

UO students are career ready: within six months of graduation, 70% are working, 11% are continuing their education, and 18% are still looking for employment or applying for additional educational opportunities.

MAKING COLLEGE AFFORDABLE

DISTRICT 46	STATEWIDE
82	3,346
PELL GRANT RECIPIENTS	PELL GRANT RECIPIENTS
57	2,082
PATHWAY OREGON* STUDENTS	PATHWAY OREGON* STUDENTS
76	3,030
OREGON OPPORTUNITY GRANT AWARDS**	OREGON OPPORTUNITY GRANT AWARDS**
146	8,601
FINANCIAL AID AWARDS	FINANCIAL AID AWARDS
DISTRICT 46	\$120M
	IN TOTAL AID



Sources: UO Institutional Research; UO Student Services and Enrollment Management; Tim Duy, Economic Impact 2020-21 Update



To learn more about the UO's impact, contact us at gcr@uoregon.edu or visit gcr.uoregon.edu/oregon-

* UO's program that ensures academically-qualified Pell Grant-eligible Oregonians will have their tuition and fees paid through a combination of federal, state and university funds.

** The Oregon Opportunity Grant (OOG) is Oregon's largest state-funded, need-based grant program for college students.

The UO is an equal-opportunity, affirmative-action institution committed to cultural diversity and compliance with the Americans with Disabilities Act. This publication will be made available in accessible formats upon request.

In 2020–21 unmet financial aid need for all UO resident students was \$58.3 million