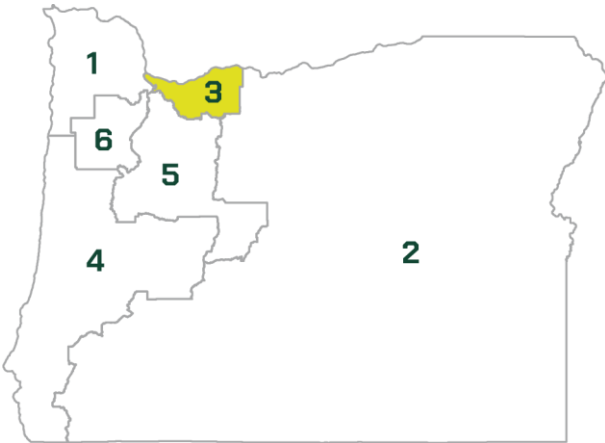




THE DIFFERENCE DUCKS MAKE | 2023 IN CONGRESSIONAL DISTRICT 3



BY THE NUMBERS

DISTRICT 3	UO
1,697 CURRENT STUDENTS	23,200 CURRENT STUDENTS
359 DEGREES AWARDED	NEARLY 5,300 DEGREES AWARDED

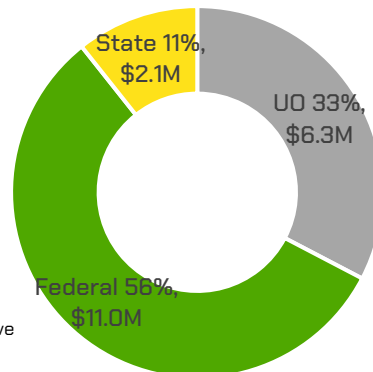
CREATING OREGON'S WORKFORCE

DISTRICT 3	STATEWIDE
15,153 ALUMNI	120,927 ALUMNI LIVING IN OREGON
 \$2.6B ECONOMIC FOOTPRINT	 29 SPINOUT COMPANIES

UO students are career ready: within six months of graduation, 70% are working, 11% are continuing their education, and 18% are still looking for employment or applying for additional educational opportunities.

MAKING COLLEGE AFFORDABLE

DISTRICT 3	STATEWIDE
547 PELL GRANT RECIPIENTS	3,346 PELL GRANT RECIPIENTS
411 PATHWAY OREGON* STUDENTS	2,082 PATHWAY OREGON* STUDENTS
505 OREGON OPPORTUNITY GRANT AWARDS**	3,030 OREGON OPPORTUNITY GRANT AWARDS**
1,333 FINANCIAL AID AWARDS	8,601 FINANCIAL AID AWARDS
DISTRICT 3	\$120M IN TOTAL AID



In 2020–21 unmet financial aid need for all UO resident students was \$58.3 million

Sources: UO Institutional Research; UO Student Services and Enrollment Management; Tim Duy, Economic Impact 2020-21 Update



To learn more about the UO's impact, contact us at gcr@uoregon.edu or visit gcr.uoregon.edu/oregon-

* UO's program that ensures academically-qualified Pell Grant-eligible Oregonians will have their tuition and fees paid through a combination of federal, state and university funds.

** The Oregon Opportunity Grant (OOG) is Oregon's largest state-funded, need-based grant program for college students.

The UO is an equal-opportunity, affirmative-action institution committed to cultural diversity and compliance with the Americans with Disabilities Act. This publication will be made available in accessible formats upon request.