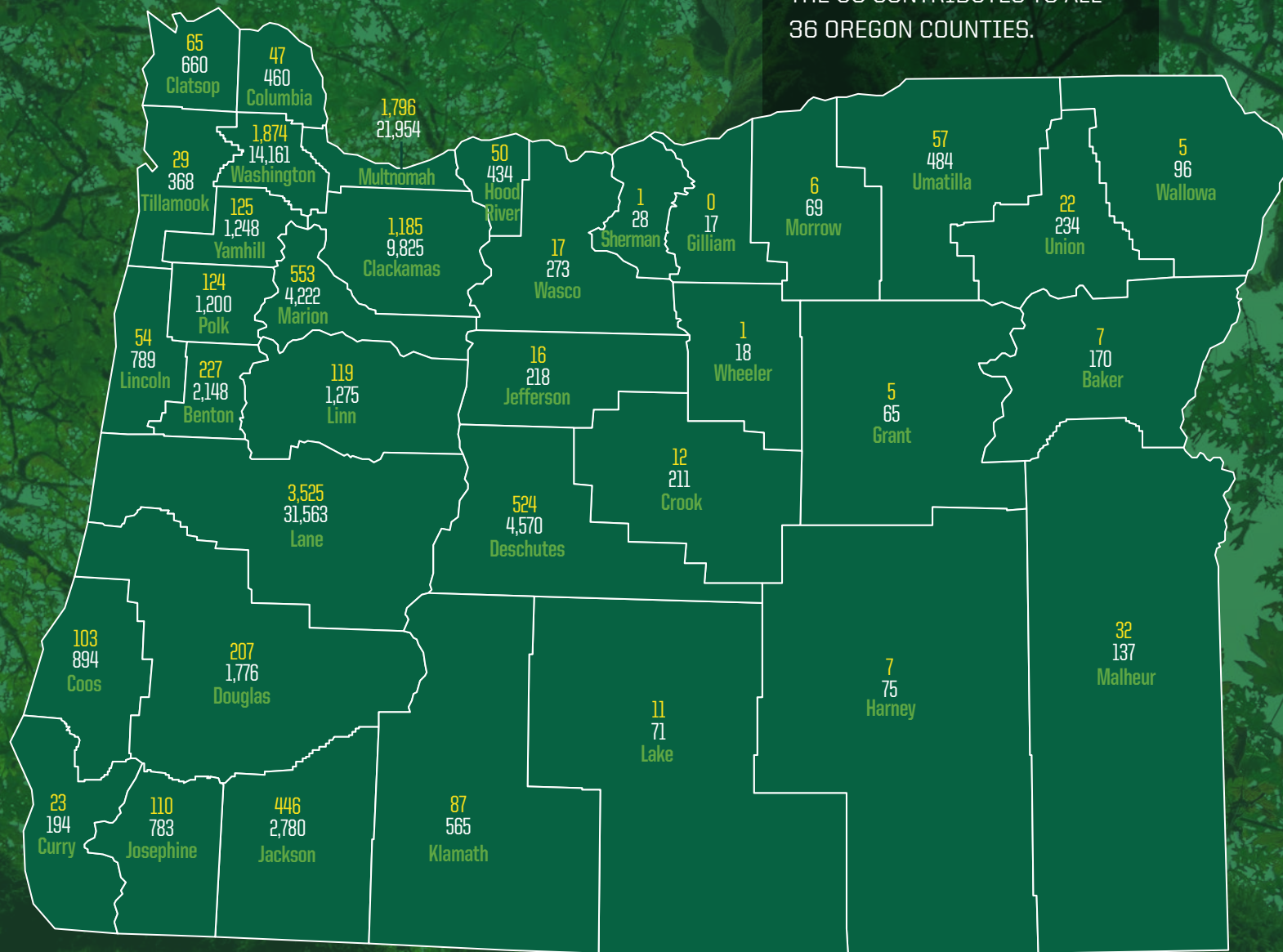




# THE UO AROUND OREGON 2017

WITH AN ANNUAL ECONOMIC FOOTPRINT OF \$2.2 BILLION, 23,634 TOTAL STUDENTS (RESIDENT AND NONRESIDENT), AND MORE THAN 100,000 GRADUATES LIVING IN OREGON, THE UO CONTRIBUTES TO ALL 36 OREGON COUNTIES.



STUDENTS  
ALUMNI

## SCHOLARSHIPS FOR OREGONIANS: AN AFFORDABLE WORLD-CLASS EDUCATION

Nearly three-quarters of UO undergraduates from Oregon receive some form of financial aid, including scholarships, grants, loans, and work-study. UO's scholarship program plays a key role in efforts to promote academic excellence, giving talented and driven Oregonians the means to ascend to the top of their chosen fields.


**Summit and Apex Scholarships:** These \$24,000 and \$12,000 scholarships, respectively, are granted over four years to incoming Oregon freshmen based on GPA (Summit 3.80, Apex 3.60) and test scores. Recipients may combine this award with other UO scholarships.

**Stamps Scholarship:** Awarded competitively to the state's brightest incoming freshmen. Five students per year receive tuition and room and board for four years as well as \$12,000 to be used over four years to help them pursue study abroad, unpaid internships, or other experiences.

**Presidential Scholarship:** A highly competitive scholarship awarded to approximately 50 outstanding Oregon freshmen each year; up to \$36,000 over four years.

**Diversity Excellence Scholarship:** Awarded to students who, through sharing their varied cultural perspectives, will enhance the education of all UO students and the excellence of the UO. The annual award is \$6,500 for undergraduates and \$9,000 for graduate students.

**PathwayOregon:** This program ensures that academically qualified, Pell Grant-eligible Oregonians will have their tuition and fees paid through a combination of federal, state, and university funds. It also provides comprehensive academic support and career guidance.

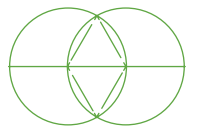


For more information, contact UO Government and Community Relations at 541-346-5020 or [gcr.uoregon.edu](http://gcr.uoregon.edu)

An equal-opportunity, affirmative-action institution committed to cultural diversity and compliance with the Americans with Disabilities Act. This publication will be made available in accessible formats upon request. ©2017 University of Oregon MC0217-181f-B52610

Numerical data source: UO Institutional Research

1876	2010	Today
The University of Oregon opens its doors	UO federal research awards total more than \$100 million	UO launches Phil and Penny Knight Campus for Accelerating Scientific Impact



### TOP COUNTIES BY UO VENDOR EXPENDITURES OVER 5 YEARS

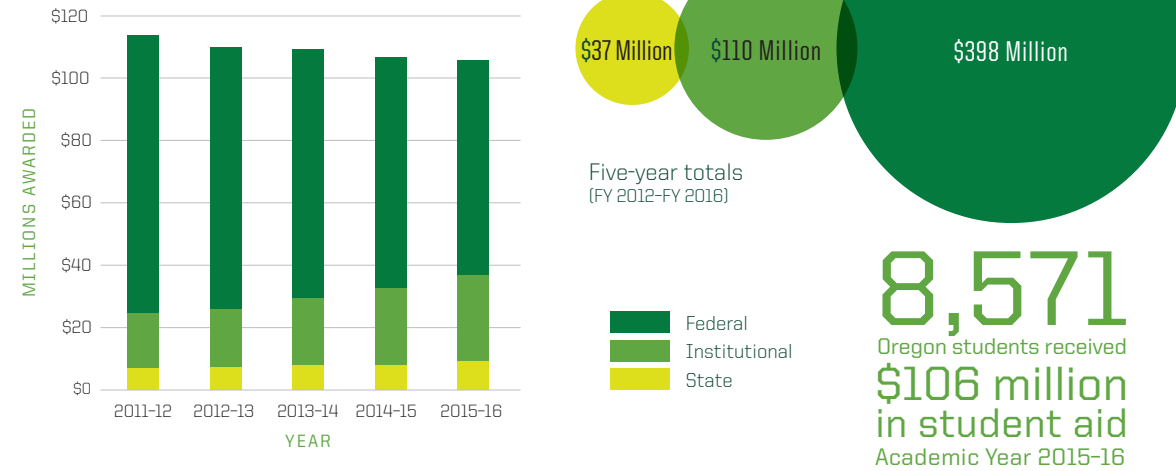
(FY 2012–FY 2016)

County	Vendor Expenditures
Lane	\$744.6 Million
Multnomah	\$437.7 Million
Marion	\$260.9 Million
Washington	\$74.4 Million
Benton	\$60.4 Million
Clackamas	\$19.3 Million
Jackson	\$2.9 Million
Linn	\$2.9 Million
Douglas	\$2.4 Million
Deschutes	\$1.8 Million
Josephine	\$1.7 Million
Coos	\$1.5 Million
Morrow	\$1.1 Million

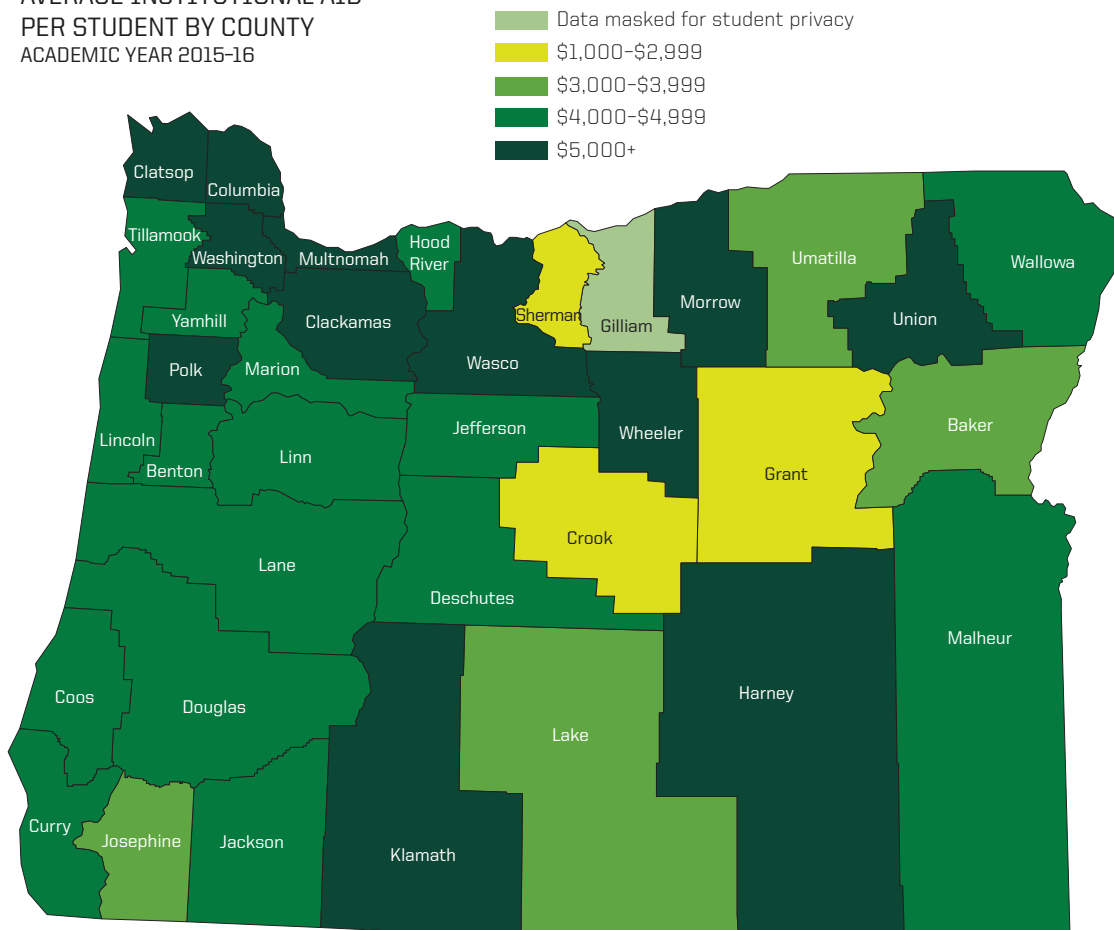
Over the last five years, the UO paid more than **\$1.6 BILLION** TO VENDORS IN OREGON



### FEDERAL, INSTITUTIONAL, AND STATE FINANCIAL AID SUPPORTS OREGONIANS AT THE UO



### AVERAGE INSTITUTIONAL AID PER STUDENT BY COUNTY ACADEMIC YEAR 2015-16



### THE UNIVERSITY OF OREGON HAS AN IMPACT ON ALL 36 OREGON COUNTIES

County	Fall 2016		Academic Year 2015-16						Fiscal Year 2016	
	Enrollment	% Receiving Student Aid	Institutional Student Aid	Federal Pell Grant Aid	Pathway Oregon 2015	Total Federal Student Aid <sup>1</sup>	State Student Aid <sup>2</sup>	Total Student Aid	Alumni Count	Vendor Expenditures
Baker	7	@	@	@	@	@	@	@	170	66,552
Benton	227	67%	626,526	162,834	24	993,548	98,000	1,718,074	2,148	30,676,382
Clackamas	1,185	65%	2,754,229	1,149,360	193	5,245,015	660,802	8,660,046	9,825	4,123,796
Clatsop	65	77%	212,895	123,047	26	477,591	77,060	767,546	660	9,782
Columbia	47	77%	159,195	89,147	12	396,299	36,933	592,427	460	2,003
Coos	103	80%	255,082	200,841	29	562,720	141,884	959,686	894	492,733
Crook	12	58%	10,000	30,484	@	138,783	20,850	169,633	211	600
Curry	23	87%	38,536	33,325	@	126,648	21,200	186,384	194	1,111
Deschutes	524	67%	1,360,593	753,417	110	2,940,778	405,078	4,706,449	4,570	349,500
Douglas	207	79%	525,021	443,673	47	1,510,464	398,831	2,434,316	1,776	659,636
Gilliam	0	@	@	@	@	@	@	@	17	0
Grant	5	@	@	@	@	@	@	@	65	0
Harney	7	@	@	@	@	@	@	@	75	7,382
Hood River	50	78%	154,153	104,092	14	350,730	74,242	579,125	434	66,702
Jackson	446	78%	1,396,710	831,107	143	3,260,851	547,946	5,205,507	2,780	509,405
Jefferson	16	69%	62,596	51,513	@	118,811	46,788	228,195	218	13,238
Josephine	110	79%	291,320	278,415	42	852,452	164,723	1,308,495	783	1,615,287
Klamath	87	75%	241,548	147,344	27	598,016	91,622	931,186	565	112,241
Lake	11	64%	21,714	16,150	@	59,929	20,652	102,295	71	11,815
Lane	3,525	63%	6,533,654	5,845,581	559	24,761,658	2,776,124	34,071,436	31,563	257,291,575
Lincoln	54	74%	136,415	121,833	18	410,194	92,449	639,058	789	47,576
Linn	119	76%	251,443	202,336	20	841,483	133,733	1,226,659	1,275	91,943
Malheur	32	84%	88,216	74,213	11	252,525	33,217	373,958	137	5,236
Marion	553	78%	1,476,254	1,050,977	166	4,324,832	586,558	6,387,644	4,222	128,609,041
Morrow	6	@	@	@	@	@	@	@	69	166,601
Multnomah	1,796	69%	4,570,842	2,269,103	382	10,008,481	1,218,377	15,797,700	21,954	106,874,076
Polk	124	78%	370,850	161,357	27	766,422	99,775	1,237,047	1,200	139,064
Sherman	1	@	@	@	@	@	@	@	28	2,477
Tillamook	29	72%	58,536	42,200	11	176,597	22,082	257,215	368	26,777
Umatilla	57	88%	145,853	115,669	17	432,346	58,824	637,023	484	51,461
Union	22	59%	90,416	32,950	@	119,704	41,421	251,541	234	84,579
Wallowa	5	@	@	@	@	@	@	@	96	14,158
Wasco	17	82%	67,450	20,655	@	75,862	8,400	151,712	273	32,503
Washington	1,874	70%	4,750,156	1,875,755	306	8,885,582	1,063,880	14,699,618	14,161	35,157,014
Wheeler	1	@	@	@	@	@	@	@	18	0
Yamhill	125	72%	337,165	180,443	35	843,242	115,499	1,295,906	1,248	52,031
<b>Totals</b>	<b>11,472</b>	<b>69%</b>	<b>\$27,137,811</b>	<b>\$16,494,980</b>	<b>2,261</b>	<b>\$69,767,637</b>	<b>\$9,116,543</b>	<b>\$106,021,991</b>	<b>104,035</b>	<b>\$568,190,278</b>

@ For counties with masked data, nearly all exceeded the state percentage in financial aid awards. <sup>1</sup> Includes federal loans. <sup>2</sup> Includes scholarships administered by the Oregon Office of Student Access and Completion.